

REVERA LIVING LEASIDE RETIREMENT RESIDENCE 7TH FLOOR RENOVATION 10 WILLIAM MORGAN DRIVE, TORONTO, ONTARIO

- ID-100 FLOOR FINISH PLAN
- ID-200 WALL FINISH PLAN
- ID-300 MILLWORK REFERENCE PLAN
- ID-301 MILLWORK DETAILS
- ID-302 MILLWORK DETAILS
- ID-303 MILLWORK DETAILS
- ID-304 MILLWORK DETAILS
- ID-305 MILLWORK DETAILS
- ID-306 MILLWORK DETAILS
- ID-307 MILLWORK DETAILS
- ID-400 FURNITURE PLAN
- ID-500 ARCHITECTURAL FINISH SPECIFICATIONS
- ID-501 ROOM FINISH SCHEDULE



van der king design group inc

374 Logan Ave, Toronto, ON M4M 2N8
info@vanderking.com 416 523 1490

NO.	DATE	REVISION / ISSUED	DRAWN
2	14-06-09	ISSUED FOR TENDER	AV
1	14-05-07	ISSUED FOR COORDINATION	AV

NOTES:

1. VERIFY ALL DIMENSIONS PRIOR TO CONSTRUCTION.
2. DO NOT SCALE DRAWINGS.
3. REPORT ALL DISCOVERIES OF ERRORS, OMISSIONS OR DISCREPANCIES TO THE DESIGNER AS APPLICABLE.
4. THE DRAWINGS ARE THE PROPERTY OF THE DESIGNER AND/OR ENGINEER AND MUST BE RETURNED ON COMPLETION OF THE PROJECT. ANY UNAUTHORIZED USE IS PROHIBITED.
5. USE ONLY THE LATEST REVISED DRAWINGS OR THOSE THAT ARE MARKED ISSUED FOR CONSTRUCTION.
6. ALL AREA CALCULATIONS ARE APPROXIMATE.

CLIENT:

Revera Living
55 Standish Court
Mississauga, Ontario

PROJECT:

Leaside Retirement Residence
7th Floor Renovation
10 William Morgan Drive
Toronto, Ontario

DRAWING:

ID DRAWING LIST

Date	2014-05-06
Scale	1:100
Project Number	2014-016

ID-000



van der king design group inc

374 Logan Ave, Toronto, ON M4M 2N8
info@vanderking.com 416 523 1490


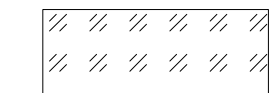
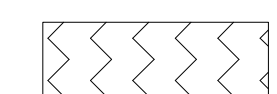

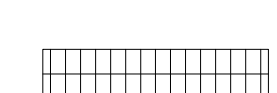
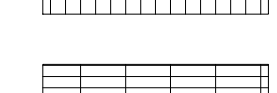
GENERAL NOTES:

1. REFER TO ELECTRICAL, MECHANICAL & KITCHEN CONSULTANTS DRAWINGS IN CONJUNCTION WITH MILLWORK DETAILS FOR ALL EQUIP., PLUMBING, & ELECTRICAL REQUIREMENTS.
2. REFER TO ID-500 FOR ARCH FINISH SPECIFICATIONS.
3. REFER TO ROOM FINISH SCHEDULE,

FLOORING GENERAL NOTES

1. SUPPLY & INSTALL NEW FLOORING TYPES & PATTERNS AS SHOWN ON DRAWING
2. ALL TRANSITIONS TO BE AT CENTERLINE OF DOOR. BETWEEN FLOORING MATERIALS, OLD & NEW TO BE ANODIZED ALUMINUM SCHULTER - SCHIENE TRANSITION STRIPS. PROFILE TO BE CONFIRMED WITH DESIGNER. USE JOHNSONITE SUBFLOOR LEVELER SYSTEM LS-40 (1/8" TO 0").
3. REFER TO ARCHITECTURAL FINISH SPECIFICATIONS ON DRAWING ID-500.

FLOOR FINISH LEGEND & SPECIFICATIONS

-  RSF1
-  CPT1
-  RSF2
-  RSF3
-  CT1
-  CT1A SHOWER FLOOR



NO.	DATE	REVISION / ISSUED	DRAWN
2	14-06-09	ISSUED FOR TENDER	AV
1	14-05-07	ISSUED FOR COORDINATION	AV

NOTES:

1. VERIFY ALL DIMENSIONS PRIOR TO CONSTRUCTION.
2. DO NOT SCALE DRAWINGS.
3. REPORT ALL DISCOVERIES OF ERRORS, OMISSIONS OR DISCREPANCIES TO THE DESIGNER AS APPLICABLE.
4. THE DRAWINGS ARE THE PROPERTY OF THE DESIGNER AND/OR ENGINEER AND MUST BE RETURNED ON COMPLETION OF THE PROJECT. ANY UNAUTHORIZED USE IS PROHIBITED.
5. USE ONLY THE LATEST REVISED DRAWINGS OR THOSE THAT ARE MARKED ISSUED FOR CONSTRUCTION.
6. ALL AREA CALCULATIONS ARE APPROXIMATE.

CLIENT:

Revera Living
55 Standish Court
Mississauga, Ontario

PROJECT:

Leaside Retirement Residence
7th Floor Renovation
10 William Morgan Drive
Toronto, Ontario

DRAWING:

FLOOR FINISH PLAN

Date	2014-05-06
Scale	1:100
Project Number	2014-016

ID-100



van der king design group inc

374 Logan Ave, Toronto, ON M4M 2N8
info@vanderking.com 416 523 1490

GENERAL NOTES:

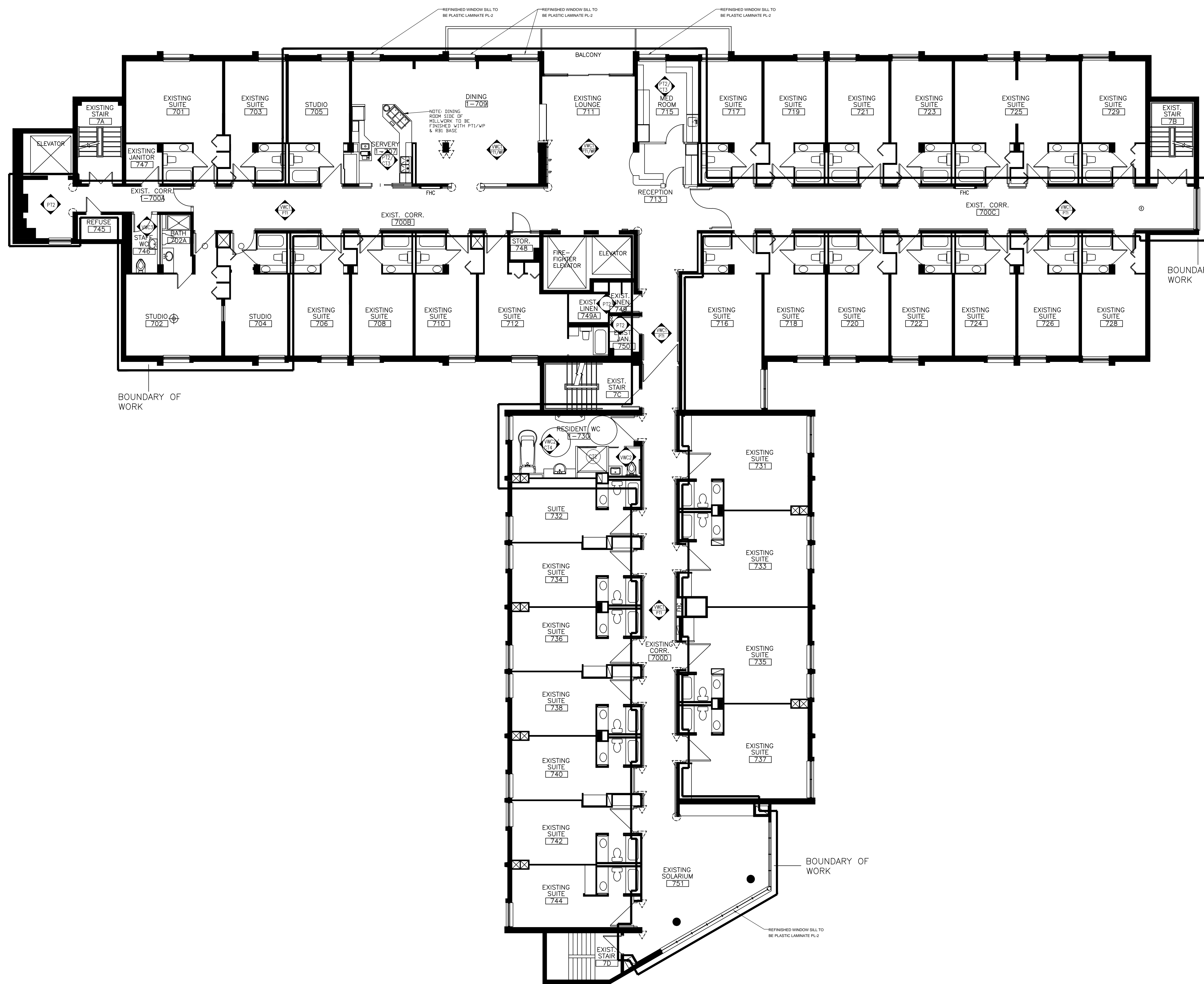
1. REFER TO ELECTRICAL, MECHANICAL & KITCHEN CONSULTANTS DRAWINGS IN CONJUNCTION WITH MILLWORK DETAILS FOR ALL EQUIP., PLUMBING, & ELECTRICAL REQUIREMENTS.
2. REFER TO ID-500 FOR ARCH FINISH SPECIFICATIONS.
3. REFER TO ROOM FINISH SCHEDULE.

WALL FINISH GENERAL NOTES

1. NO SUBSTITUTIONS FOR PAINT. BENJAMIN MOORE MUST BE USED. ALL COLOUR ACCENT WALLS TO RECEIVE APPROPRIATE TINTED PRIMER
2. PRIMER ON DRYWALL TO BE BENJAMIN MOORE K624 BEN LATEX PRIMER LOW VOC - 1 COAT
3. DRYWALL FINISH PAINT TO BE K626 BEN INTERIOR LATEX EGGSHELL FINISH LOW VOC - 2 COATS
4. TRIM, WAINSCOTING, PAINTED DOORS, FRAMES & WINDOW FRAMES TO BE K627 BEN INTERIOR LATEX SEMI GLOSS FINISH LOW VOC (2 COATS).
5. ALL ELECTRICAL PANELS, FIRE HOSE CABINETS, GRILLES TO BE PAINTED OUT ADJACENT WALL COLOUR
6. ALL BASEBOARD HEATERS WITHIN SCOPE OF WORK TO BE PAINTED OUT ADJACENT WALL COLOUR WITH HEAT RESISTANT FR PAINT TO MATCH ADJACENT WALL COLOUR.
7. REFER TO DRAWING FOR LOCATION OF NEW FULL HEIGHT CORNER GUARDS AND NEW PARTIAL HEIGHT (TO UNDERSIDE OF HANDRAIL) CORNER GUARDS.
8. REPLACE ALL EXISTING OUTLETS & SWITCHES WITHIN SCOPE OF WORK WITH WHITE. ALL NEW OUTLETS (AND LUTRON SWITCHES) TO BE WHITE.
9. ALL RESIDENT SUITE DOORS & SERVICE DOORS TO RECEIVE FULL HEIGHT DOOR FRAME PROTECTION.
10. ALL RESIDENT SUITE DOORS & SERVICE DOORS TO RECEIVE 12" ACROVYN DOOR PROTECTION AT BOTTOM OF DOOR
11. REFER TO ARCHITECTURAL FINISH SPECIFICATIONS ON ID-500

WALL FINISH KEY NOTES

- (VWC1 PT) ALL WALLS: VWC1 ABOVE HAND RAIL; BACKER BOARD TO BE PAINTED PT1.
- (VWC1 PT/FP) ALL WALLS: VWC1 ABOVE CHAIR RAIL; APPLIED WOOD PANELING BELOW - TO BE PAINTED PT1. CHAIR RAIL TO BE PAINTED PT1.
- (PT2) ALL WALLS: TO BE PAINTED PT2
- (VWC2) ALL WALLS: TO BE VWC2 EXCEPT FOR CT4 ACCENT
- (VWC3) ALL WALLS: TO BE VWC3
- (CT2) ALL WALLS IN SHOWER TO BE CT2; ALL CORNERS TO BE FINISHED WITH BRUSHED AL SCHLUTER EDGES
- (CG) FULL HEIGHT CORNER GUARD. REFER TO ARCHITECTURAL FINISH SPECIFICATIONS FOR FINISHES/STYLE
- (PHCG) PARTIAL HEIGHT CORNER GUARD (TO UNDERSIDE OF HANDRAIL/CHAIR RAIL).



NO.	DATE	REVISION / ISSUED	DRAWN
2	14-06-09	ISSUED FOR TENDER	AV
1	14-05-07	ISSUED FOR COORDINATION	AV

- NOTES:
1. VERIFY ALL DIMENSIONS PRIOR TO CONSTRUCTION.
 2. DO NOT SCALE DRAWINGS.
 3. REPORT ALL DISCOVERIES OF ERRORS, OMISSIONS OR DISCREPANCIES TO THE DESIGNER AS APPLICABLE.
 4. THE DRAWINGS ARE THE PROPERTY OF THE DESIGNER AND/OR ENGINEER AND MUST BE RETURNED ON COMPLETION OF THE PROJECT. ANY UNAUTHORIZED USE IS PROHIBITED.
 5. USE ONLY THE LATEST REVISED DRAWINGS OR THOSE THAT ARE MARKED ISSUED FOR CONSTRUCTION.
 6. ALL AREA CALCULATIONS ARE APPROXIMATE.

CLIENT:
Revera Living
55 Standish Court
Mississauga, Ontario

PROJECT:
Leaside Retirement Residence
7th Floor Renovation
10 William Morgan Drive
Toronto, Ontario

DRAWING:
WALL FINISH PLAN

Date	2014-05-06
Scale	1:100
Project Number	2014-016

ID-200



van der king design group inc

374 Logan Ave. Toronto, ON M4M 2N8
info@vanderking.com 416 523 1490



GENERAL NOTES:

1. REFER TO ELECTRICAL, MECHANICAL & KITCHEN CONSULTANTS DRAWINGS IN CONJUNCTION WITH MILLWORK DETAILS FOR ALL EQUIP., PLUMBING, & ELECTRICAL REQUIREMENTS.
2. REFER TO ID-500 FOR ARCH FINISH SPECIFICATIONS.
3. REFER TO ROOM FINISH SCHEDULE.

2	14-06-09	ISSUED FOR TENDER	AV
1	14-05-07	ISSUED FOR COORDINATION	AV
NO.	DATE	REVISION / ISSUED	DRAWN

NOTES:

1. VERIFY ALL DIMENSIONS PRIOR TO CONSTRUCTION.
2. DO NOT SCALE DRAWINGS.
3. REPORT ALL DISCOVERIES OF ERRORS, OMISSIONS OR DISCREPANCIES TO THE DESIGNER AS APPLICABLE.
4. THE DRAWINGS ARE THE PROPERTY OF THE DESIGNER AND/OR ENGINEER AND MUST BE RETURNED ON COMPLETION OF THE PROJECT. ANY UNAUTHORIZED USE IS PROHIBITED.
5. USE ONLY THE LATEST REVISED DRAWINGS OR THOSE THAT ARE MARKED ISSUED FOR CONSTRUCTION.
6. ALL AREA CALCULATIONS ARE APPROXIMATE.

CLIENT:

Revera Living
55 Standish Court
Mississauga, Ontario

PROJECT:

Leaside Retirement Residence
7th Floor Renovation
10 William Morgan Drive
Toronto, Ontario

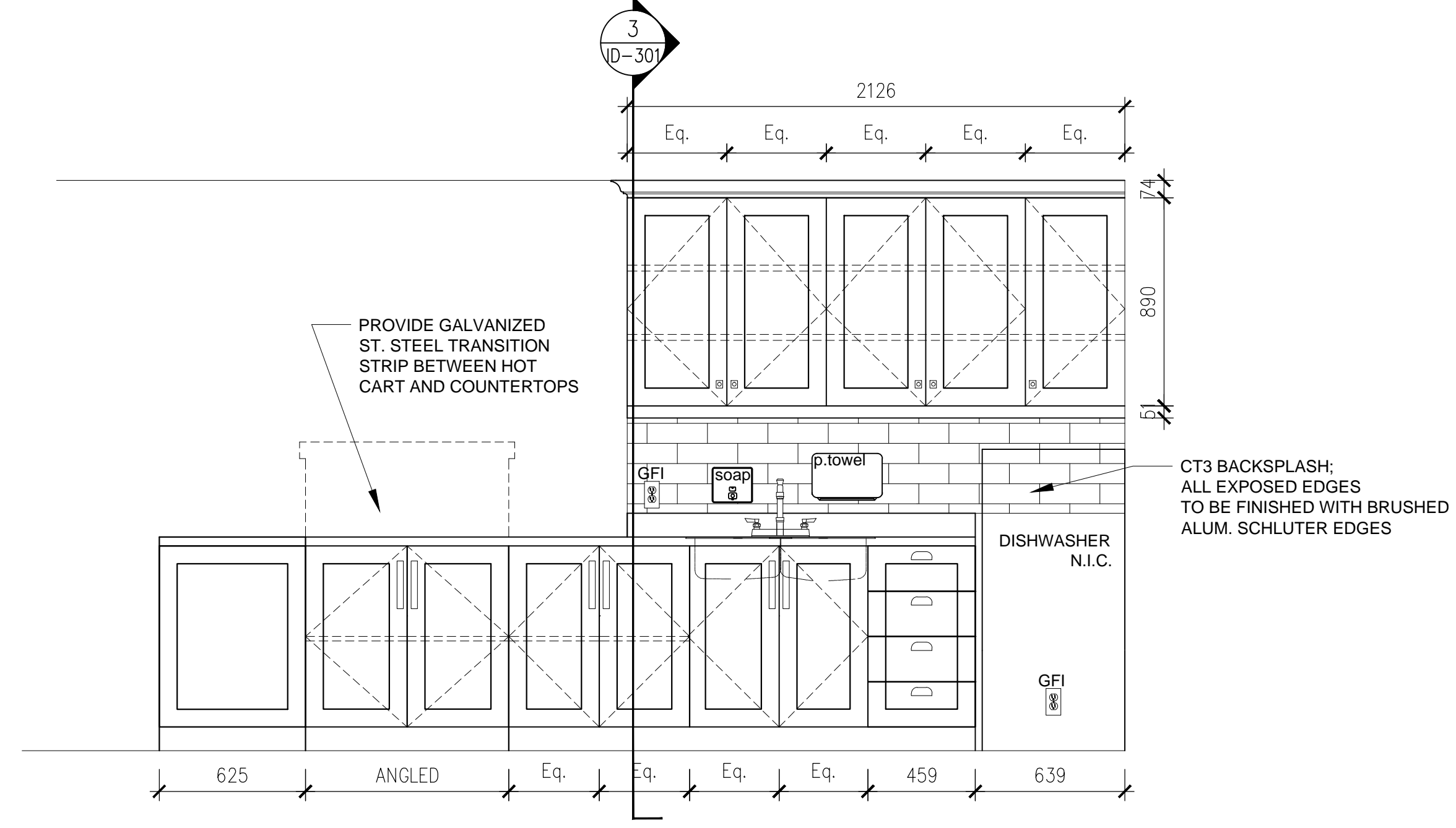
DRAWING:

MILLWORK REFERENCE PLAN

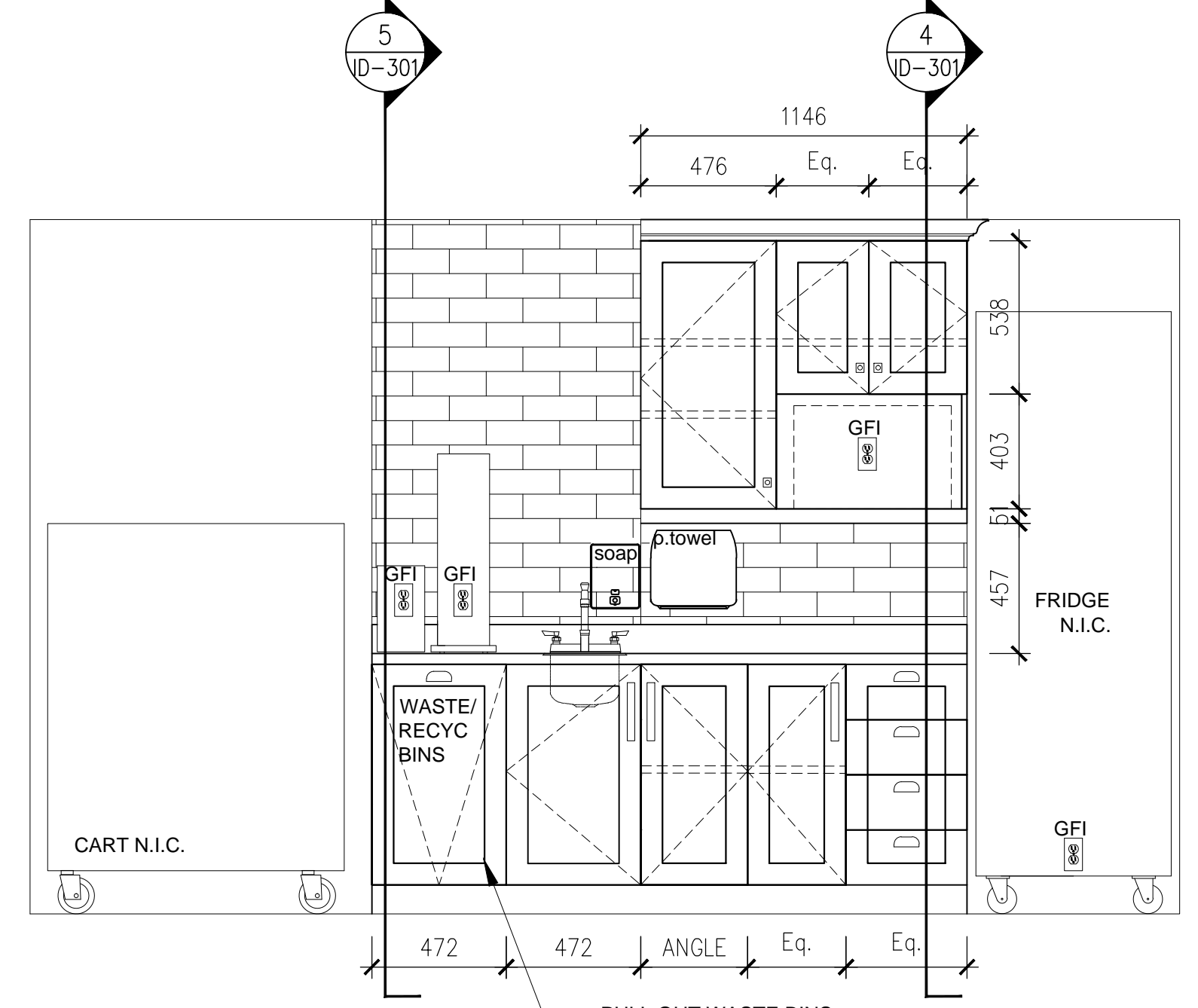
Date	2014-05-06
Scale	1:100
Project Number	2014-016

ID-300

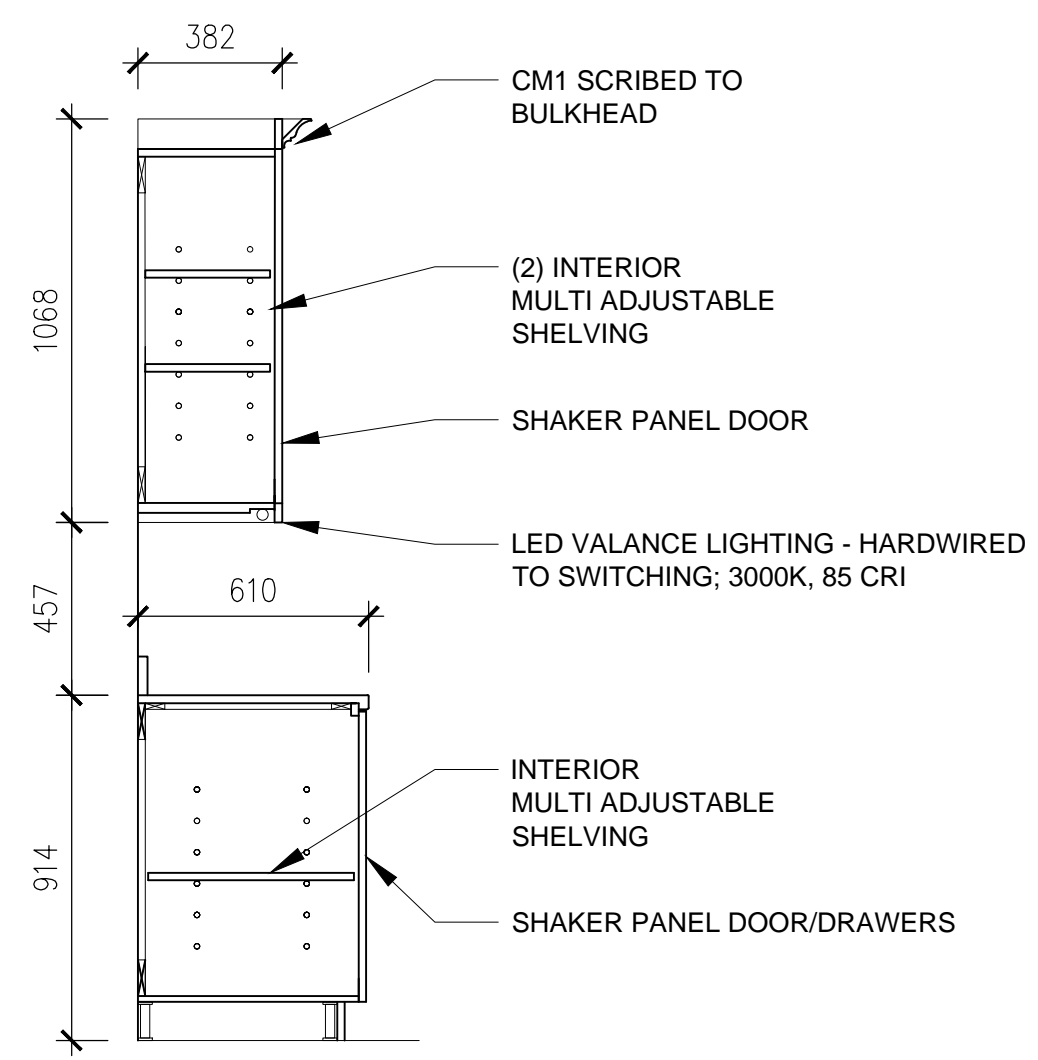
- SERVERY 1-707 NOTES:**
- ALL HARDWARE TO BE RICHELIEU #B0839160195, BRUSHED NICKEL PULL
 - ALL CUP HARDWARE TO BE RICHELIEU #BP30388195, BRUSHED NICKEL
 - ALL KNOB HARDWARE TO BE RICHELIEU #BP46702195, BRUSHED NICKEL
 - CONFIRM SIZES OF ALL EQUIPMENT & INSTALLATION OF EQUIPMENT WITH KITCHEN CONSULTANT.
 - REFER TO ELECTRICAL DRAWINGS FOR REQUIREMENTS.
 - MILLWORK TO BE THERMOFOIL FLUSH OVERLAY SHAKER PANEL PANEL DOOR/DRAWERS (CHOCOLATE PEAR) BY CUTLER FOREST PRODUCTS INC. OR APPROVED ALTERNATE MANUFACTURER
 - COUNTERTOPS TO BE 3/4" PLY WITH ST1; PENCIL EDGE
 - SUPPLY & INSTALL NEW BOBRICK SURFACE MOUNTED #B-26212 P. TOWEL DISPENSER & NEW CONTURA SERIES SURFACE MOUNTED SOAP DISPENSER B-4112. LOCATIONS TO BE CONFIRMED WITH DESIGNER/OWNER.
 - ALL HINGES/GLIDES TO BE SOFT CLOSING
 - ALL GLIDES TO BE FULL EXTENSION



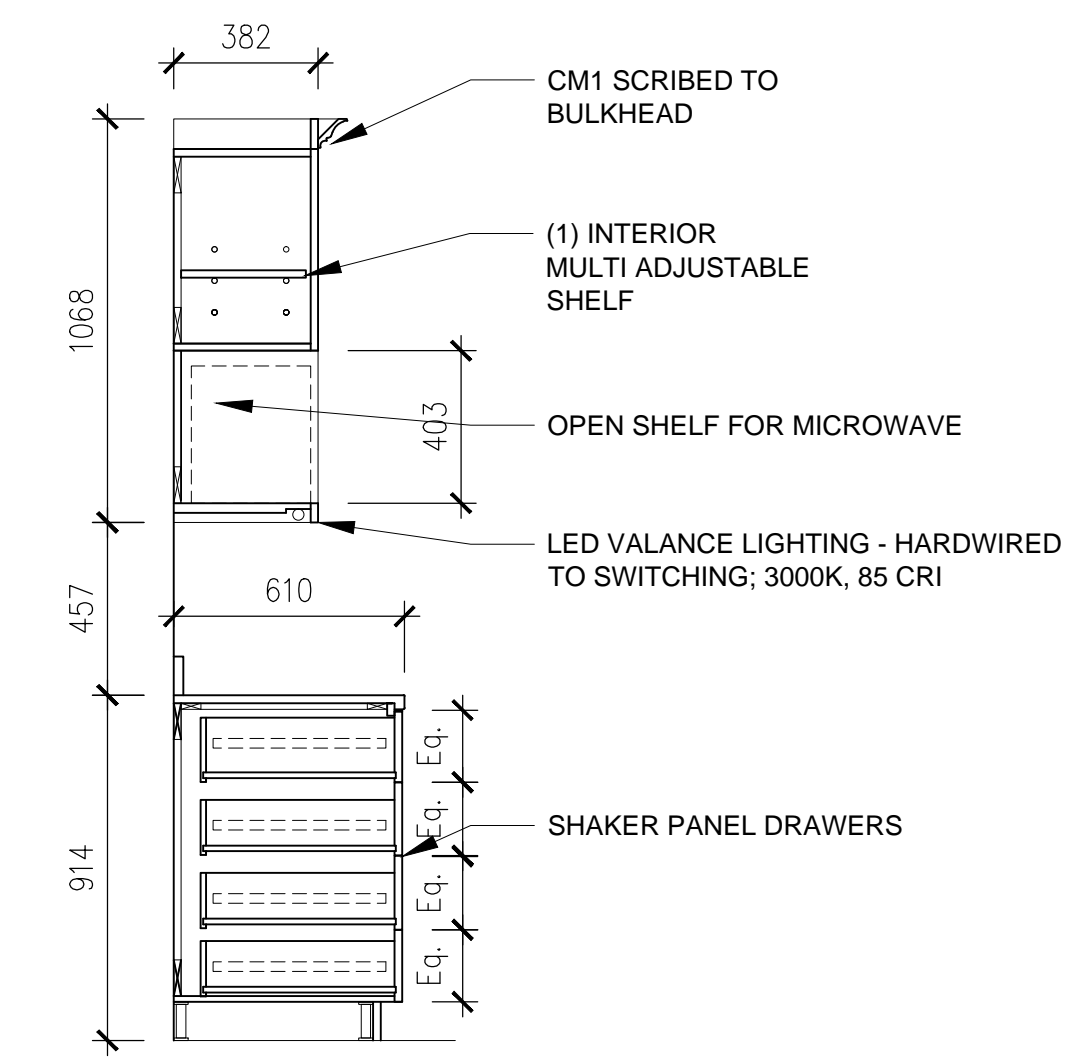
1 ELEVATION
ID-301 SERVERY 1-707



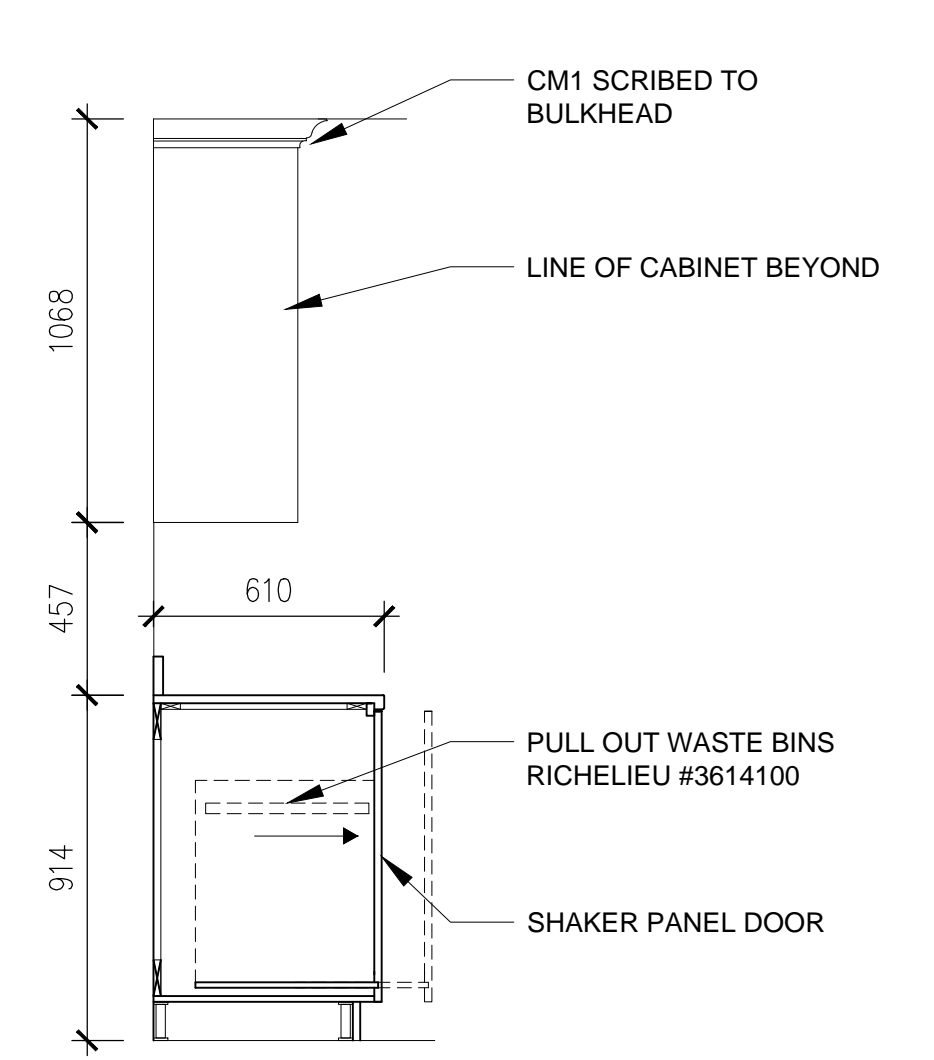
2 ELEVATION
ID-301 SERVERY 1-707



3 SECTION
ID-301 SERVERY 1-707



4 SECTION
ID-301 SERVERY 1-707



5 SECTION
ID-301 SERVERY 1-707

- GENERAL NOTES:**
- REFER TO ELECTRICAL, MECHANICAL & KITCHEN CONSULTANTS DRAWINGS IN CONJUNCTION WITH MILLWORK DETAILS FOR ALL EQUIP., PLUMBING, & ELECTRICAL REQUIREMENTS.
 - REFER TO ID-300 FOR MILLWORK REFERENCE PLAN.
 - REFER TO ID-500 FOR ARCH FINISH SPECIFICATIONS.

NO.	DATE	REVISION / ISSUED	DRAWN
2	14-06-09	ISSUED FOR TENDER	AV
1	14-05-07	ISSUED FOR COORDINATION	AV

- NOTES:**
- VERIFY ALL DIMENSIONS PRIOR TO CONSTRUCTION.
 - DO NOT SCALE DRAWINGS.
 - REPORT ALL DISCOVERIES OF ERRORS, OMISSIONS OR DISCREPANCIES TO THE DESIGNER AS APPLICABLE.
 - THE DRAWINGS ARE THE PROPERTY OF THE DESIGNER AND/OR ENGINEER AND MUST BE RETURNED ON COMPLETION OF THE PROJECT. ANY UNAUTHORIZED USE IS PROHIBITED.
 - USE ONLY THE LATEST REVISED DRAWINGS OR THOSE THAT ARE MARKED ISSUED FOR CONSTRUCTION.
 - ALL AREA CALCULATIONS ARE APPROXIMATE.

CLIENT:
Revera Living
55 Standish Court
Mississauga, Ontario

PROJECT:
Leaside Retirement Residence
7th Floor Renovation
10 William Morgan Drive
Toronto, Ontario

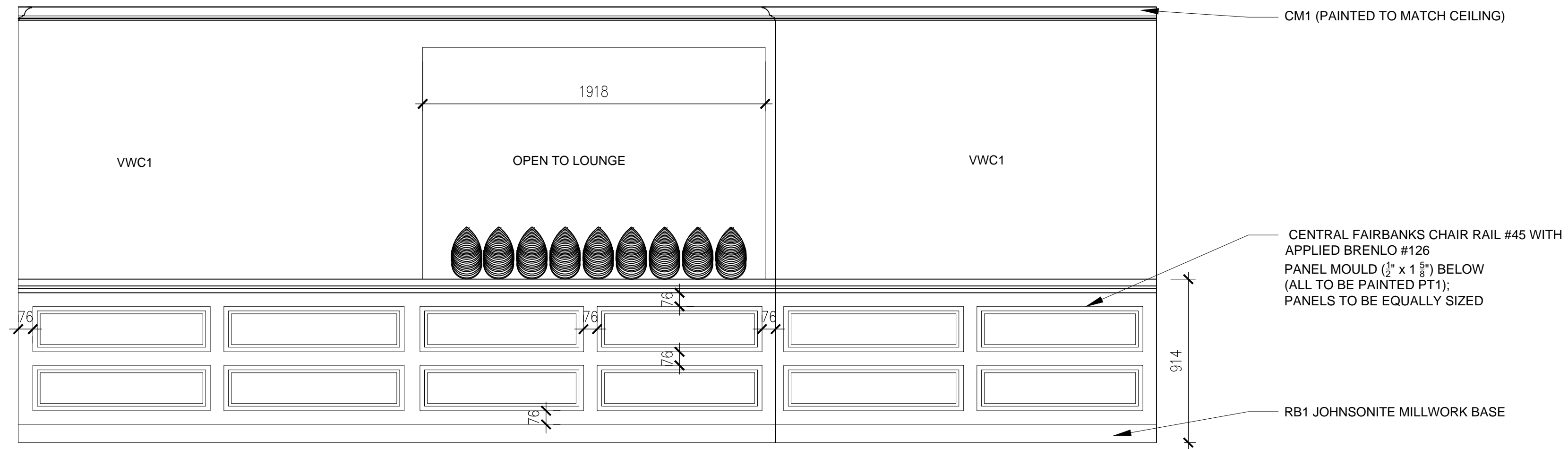
DRAWING:
MILLWORK DETAILS

Date	2014-05-06
Scale	1:20
Project Number	2014-016

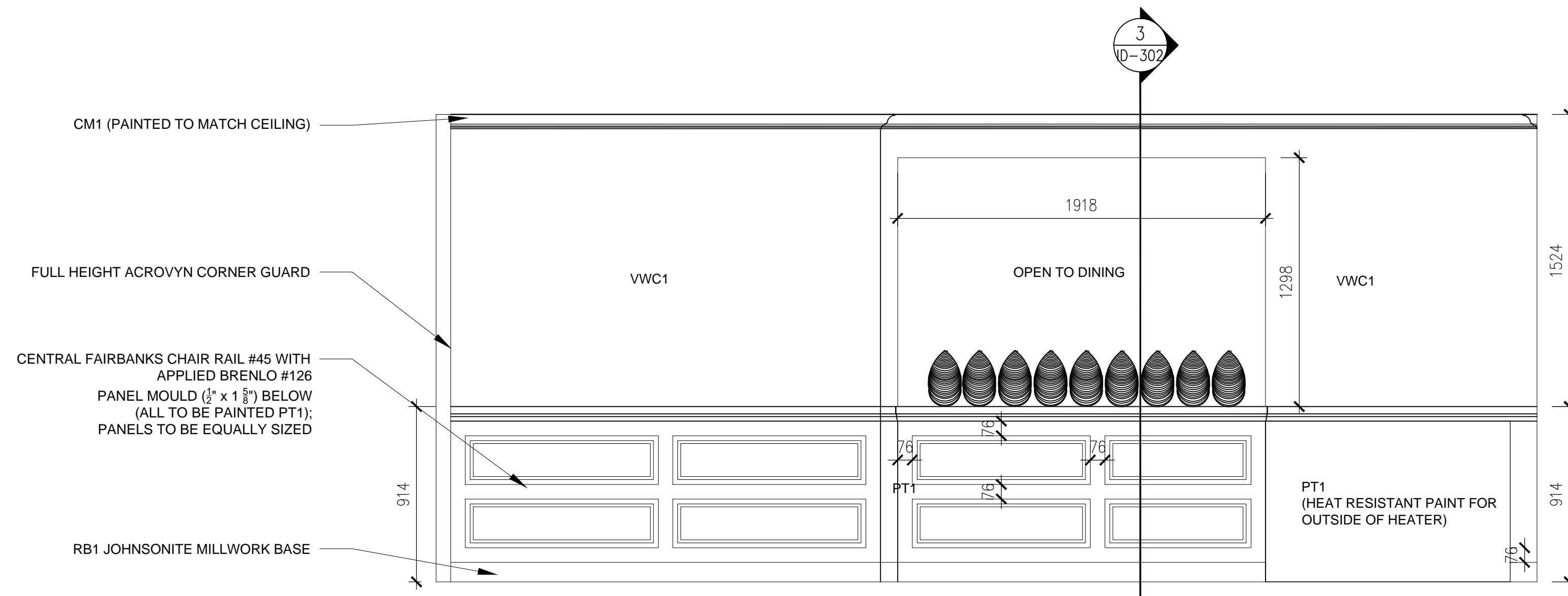
ID-301

GENERAL NOTES:

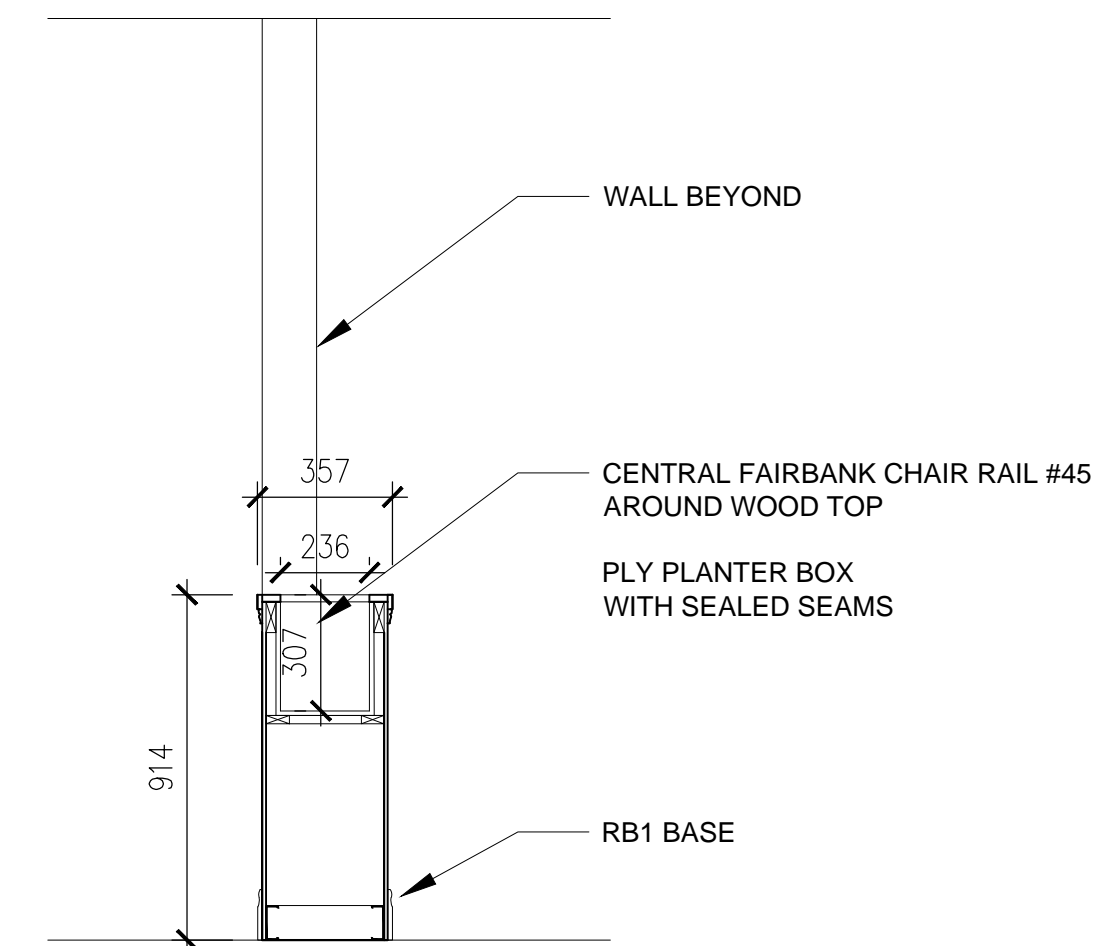
1. REFER TO ELECTRICAL, MECHANICAL & KITCHEN CONSULTANTS DRAWINGS IN CONJUNCTION WITH MILLWORK DETAILS FOR ALL EQUIP., PLUMBING, & ELECTRICAL REQUIREMENTS.
2. REFER TO ID-300 FOR MILLWORK REFERENCE PLAN.
3. REFER TO ID-500 FOR ARCH FINISH SPECIFICATIONS.



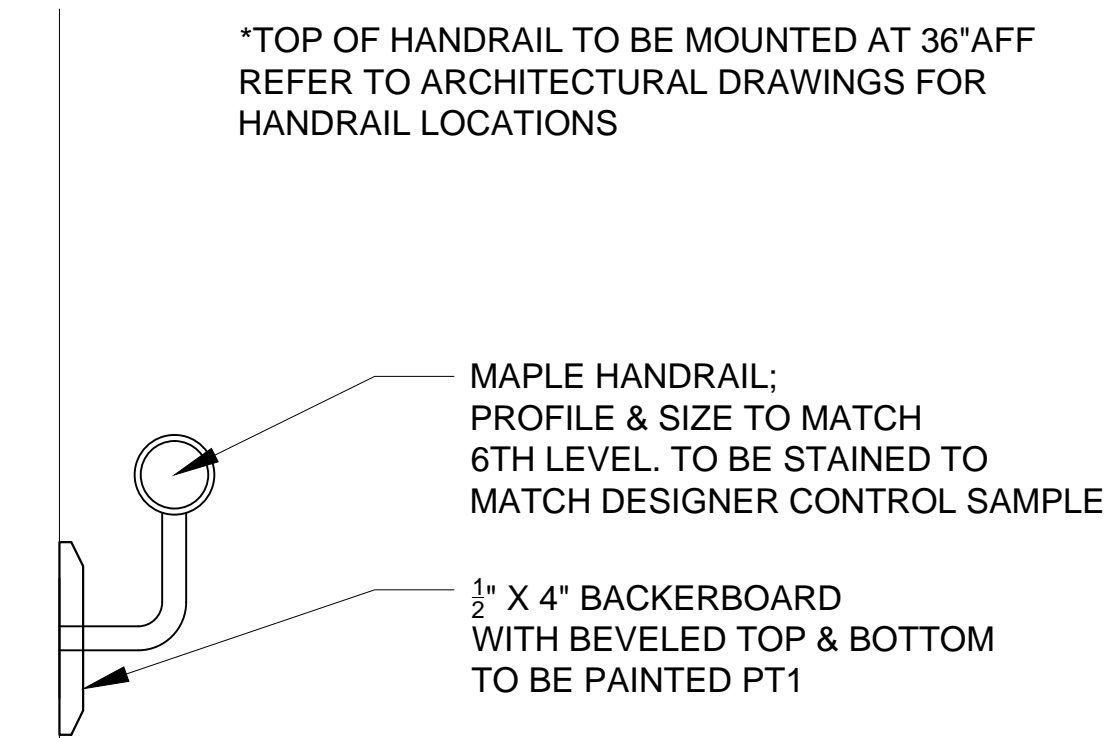
1 ELEVATION (TYPICAL ON ALL WALLS*)
ID-302 DINING ROOM 1-709



2 ELEVATION
ID-302 LOUNGE 1-711



3 SECTION (PLANTER)
ID-302 LOUNGE 1-711



4 TYP HANDRAIL DETAIL
ID-302 7TH LEVEL - NTS

NO.	DATE	REVISION / ISSUED	DRAWN
2	14-06-09	ISSUED FOR TENDER	AV
1	14-05-07	ISSUED FOR COORDINATION	AV

- NOTES:
1. VERIFY ALL DIMENSIONS PRIOR TO CONSTRUCTION.
 2. DO NOT SCALE DRAWINGS.
 3. REPORT ALL DISCOVERIES OF ERRORS, OMISSIONS OR DISCREPANCIES TO THE DESIGNER AS APPLICABLE.
 4. THE DRAWINGS ARE THE PROPERTY OF THE DESIGNER AND/OR ENGINEER AND MUST BE RETURNED ON COMPLETION OF THE PROJECT. ANY UNAUTHORIZED USE IS PROHIBITED.
 5. USE ONLY THE LATEST REVISED DRAWINGS OR THOSE THAT ARE MARKED ISSUED FOR CONSTRUCTION.
 6. ALL AREA CALCULATIONS ARE APPROXIMATE.

CLIENT:
Revera Living
55 Standish Court
Mississauga, Ontario

PROJECT:
Leaside Retirement Residence
7th Floor Renovation
10 William Morgan Drive
Toronto, Ontario

DRAWING:
MILLWORK DETAILS

Date	2014-05-06
Scale	1:20
Project Number	2014-016

GENERAL NOTES:

1. REFER TO ELECTRICAL, MECHANICAL & KITCHEN CONSULTANTS DRAWINGS IN CONJUNCTION WITH MILLWORK DETAILS FOR ALL EQUIP., PLUMBING, & ELECTRICAL REQUIREMENTS.
2. REFER TO ID-300 FOR MILLWORK REFERENCE PLAN.
3. REFER TO ID-500 FOR ARCH FINISH SPECIFICATIONS.

2	14-06-09	ISSUED FOR TENDER	AV
1	14-05-07	ISSUED FOR COORDINATION	AV
NO.	DATE	REVISION / ISSUED	DRAWN

- NOTES:
1. VERIFY ALL DIMENSIONS PRIOR TO CONSTRUCTION.
 2. DO NOT SCALE DRAWINGS.
 3. REPORT ALL DISCOVERIES OF ERRORS, OMISSIONS OR DISCREPANCIES TO THE DESIGNER AS APPLICABLE.
 4. THE DRAWINGS ARE THE PROPERTY OF THE DESIGNER AND/OR ENGINEER AND MUST BE RETURNED ON COMPLETION OF THE PROJECT. ANY UNAUTHORIZED USE IS PROHIBITED.
 5. USE ONLY THE LATEST REVISED DRAWINGS OR THOSE THAT ARE MARKED ISSUED FOR CONSTRUCTION.
 6. ALL AREA CALCULATIONS ARE APPROXIMATE.

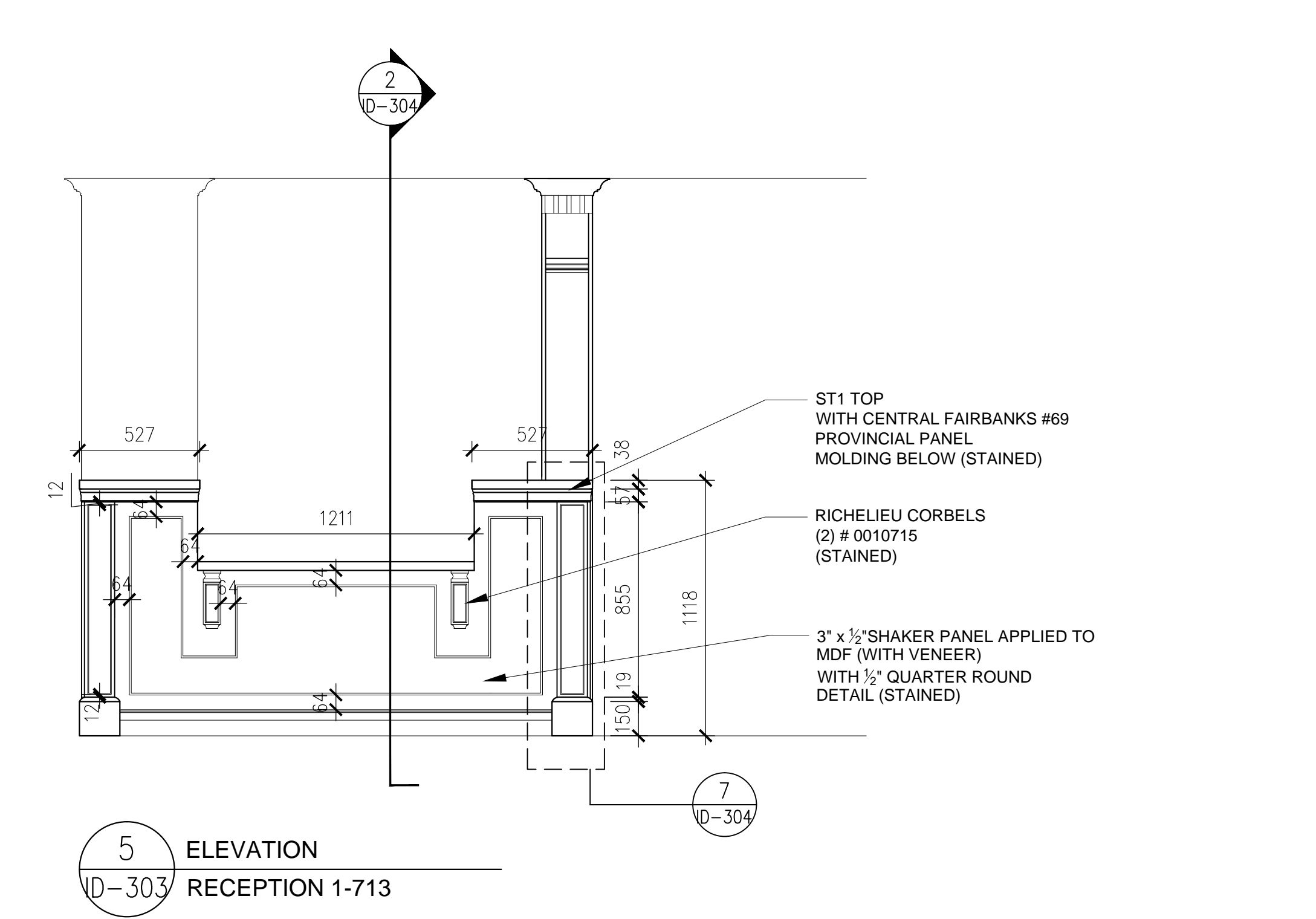
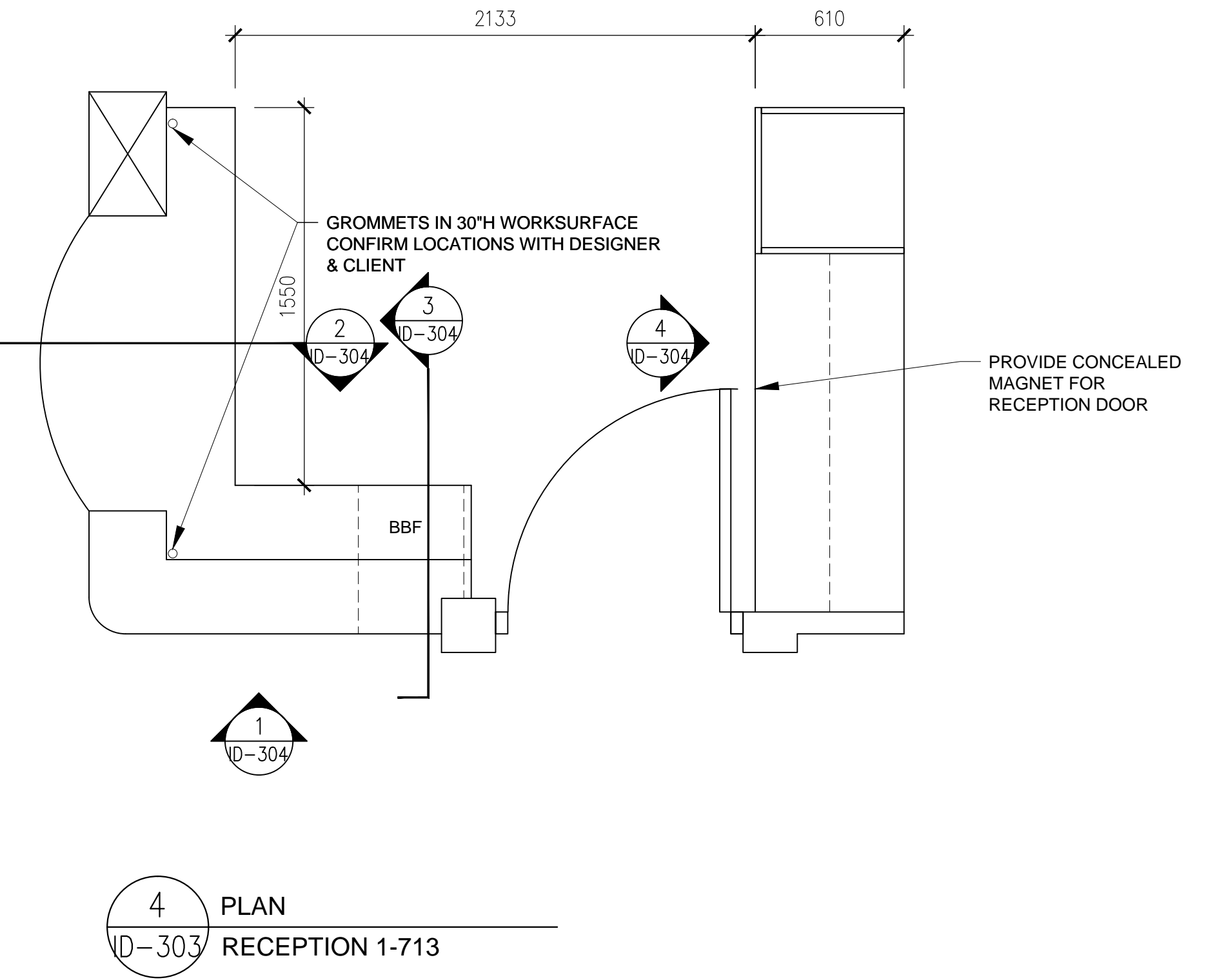
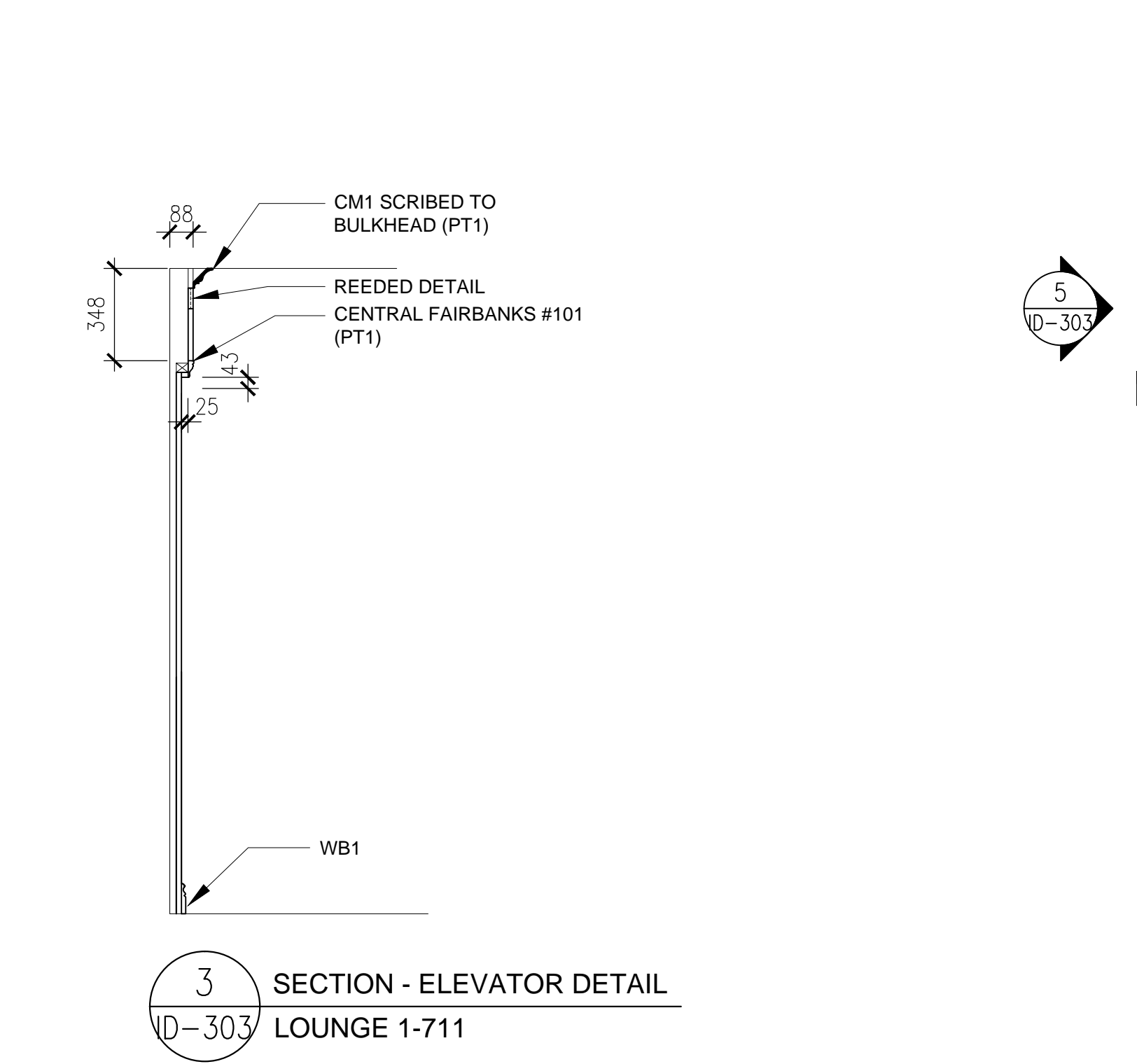
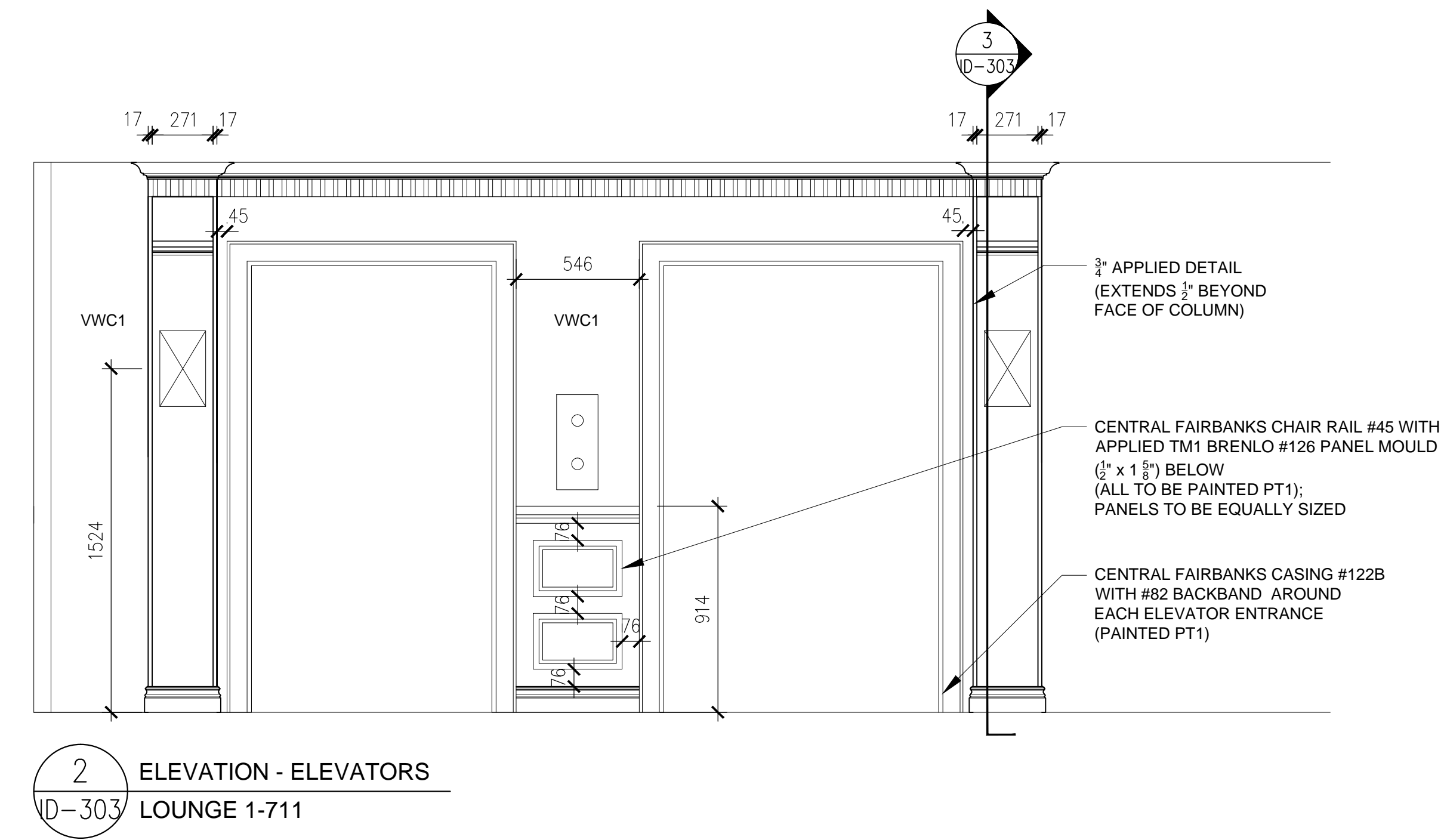
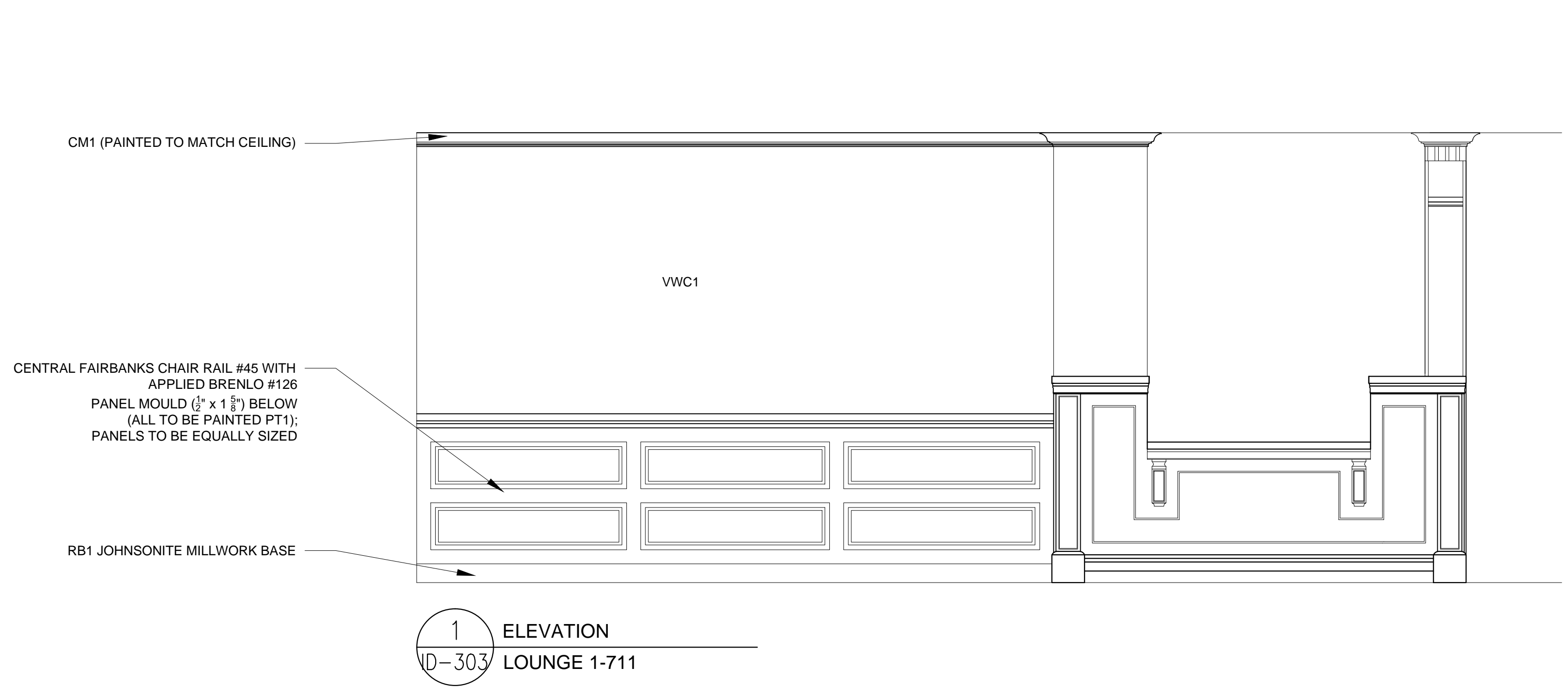
CLIENT:
Revera Living
55 Standish Court
Mississauga, Ontario

PROJECT:
Leaside Retirement Residence
7th Floor Renovation
10 William Morgan Drive
Toronto, Ontario

DRAWING:
MILLWORK DETAILS

Date	2014-05-06
Scale	1:20
Project Number	2014-016

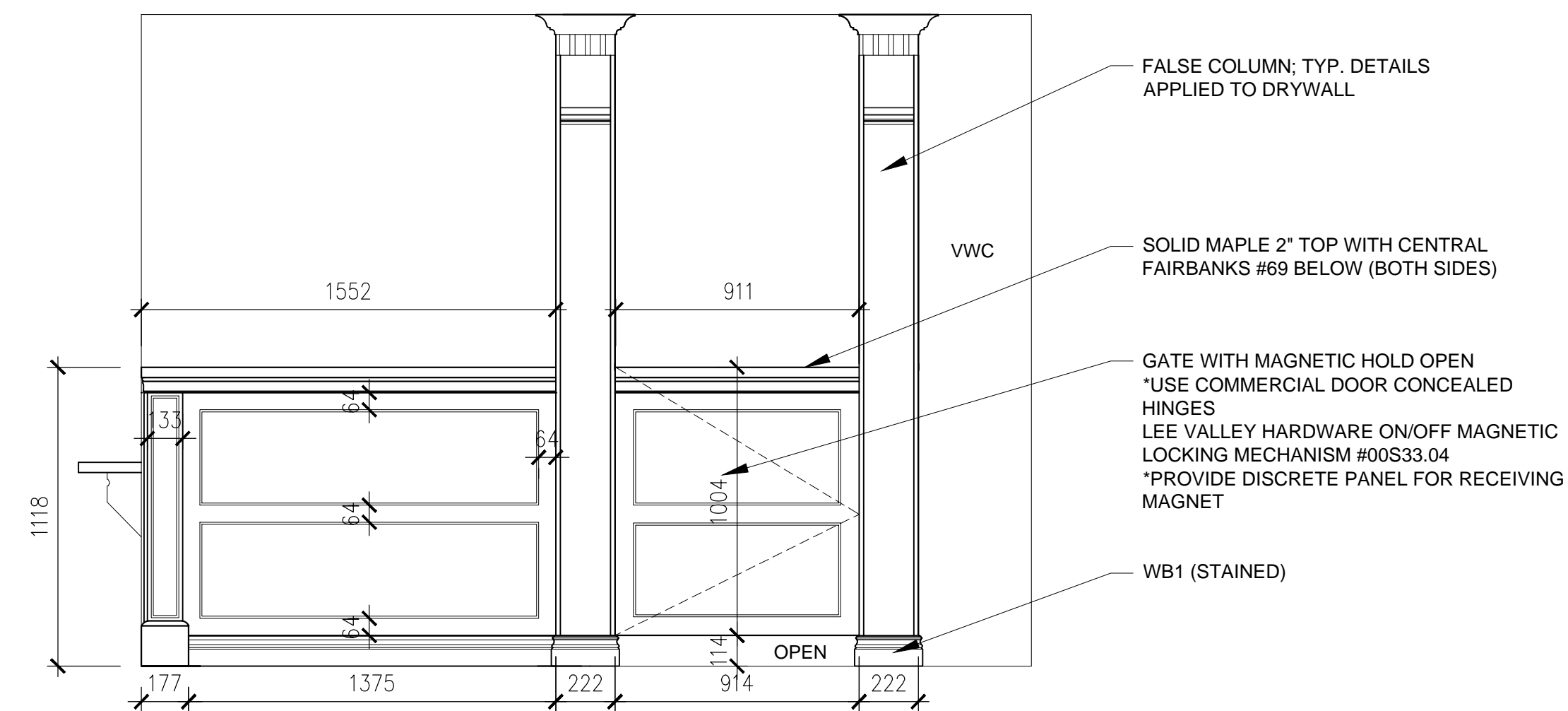
ID-303



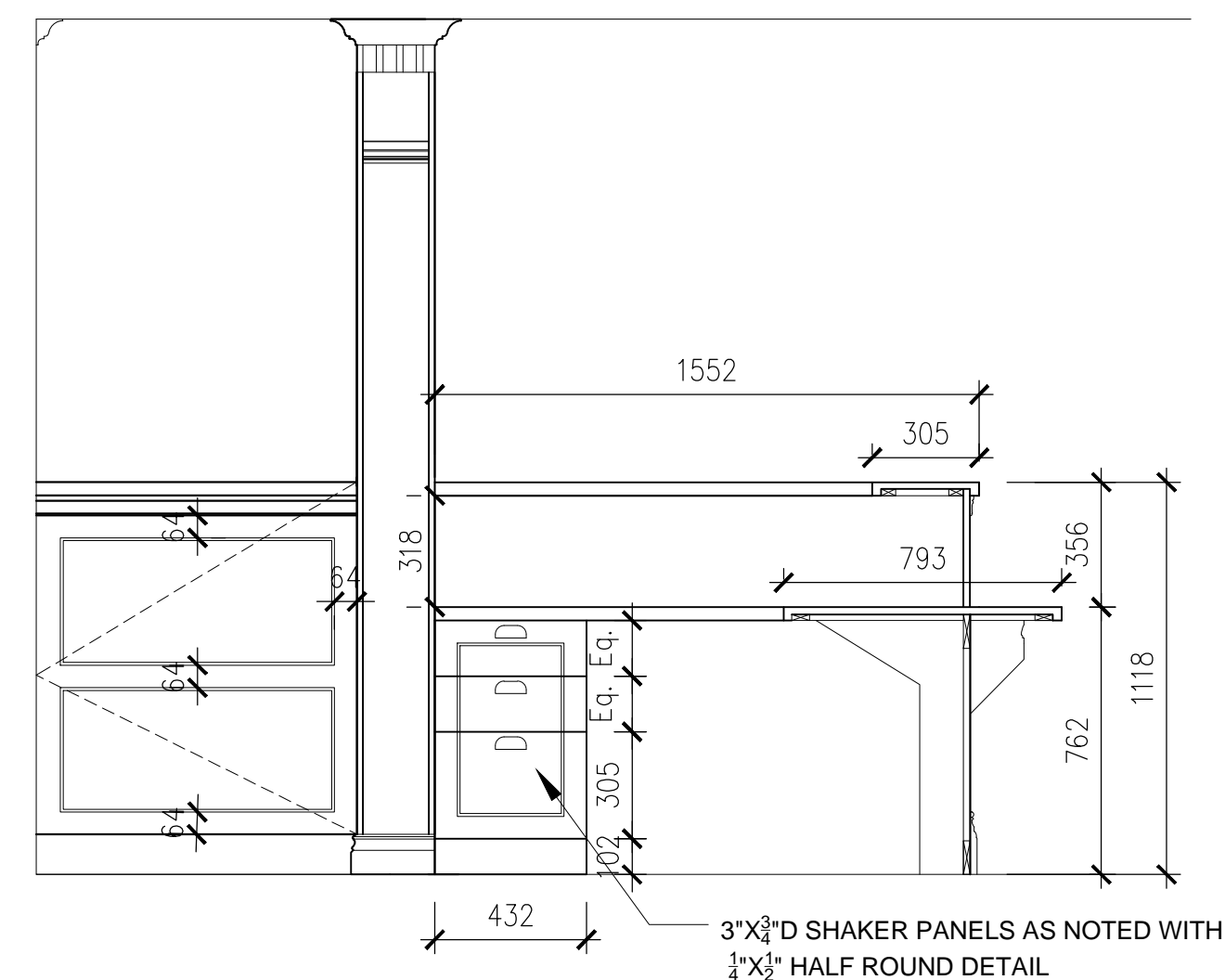
3 SECTION - ELEVATOR DETAIL
ID-303 LOUNGE 1-711

4 PLAN
ID-303 RECEPTION 1-713

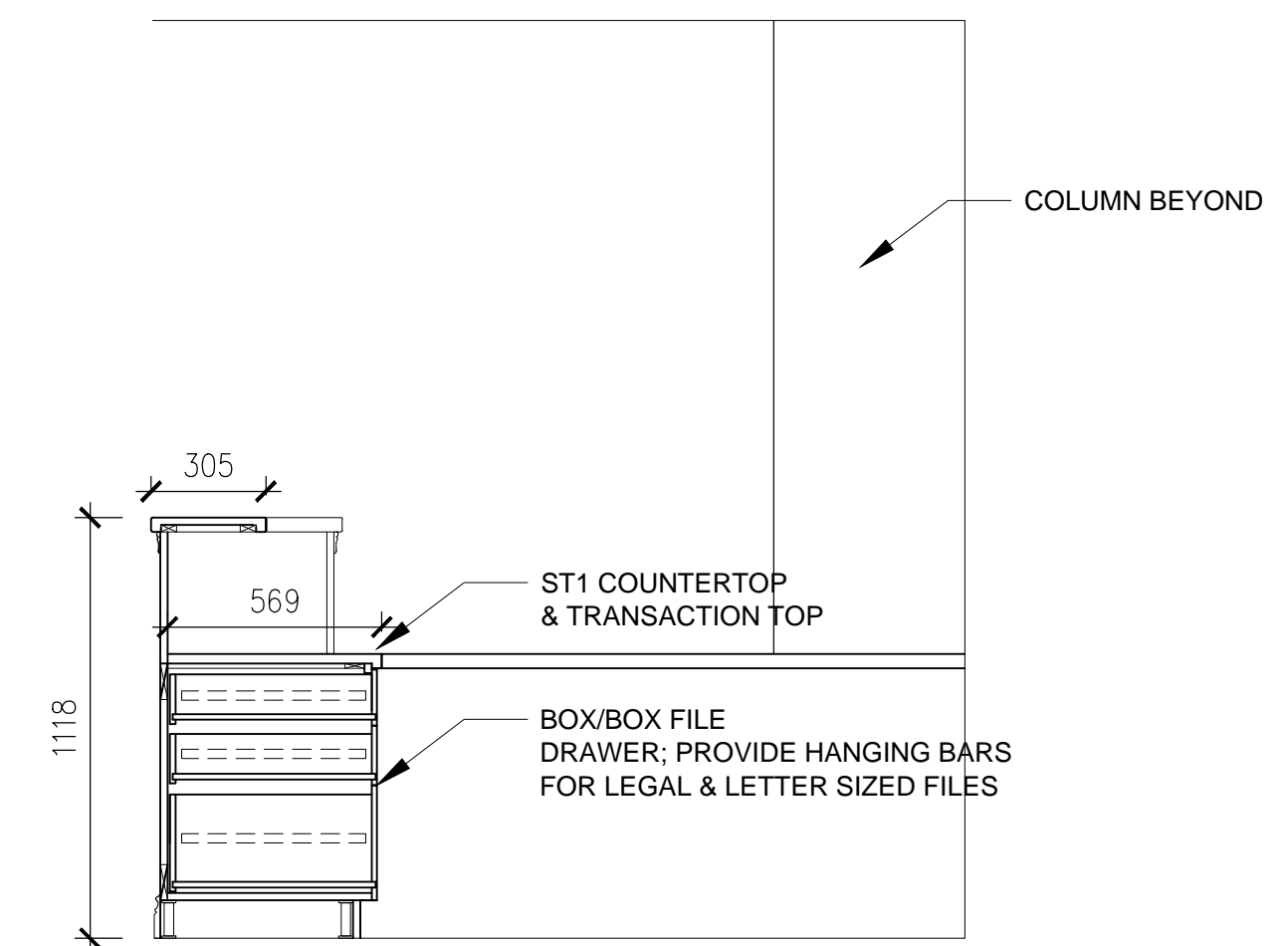
5 ELEVATION
ID-303 RECEPTION 1-713



1 ELEVATION
ID-304 RECEPTION 1-713

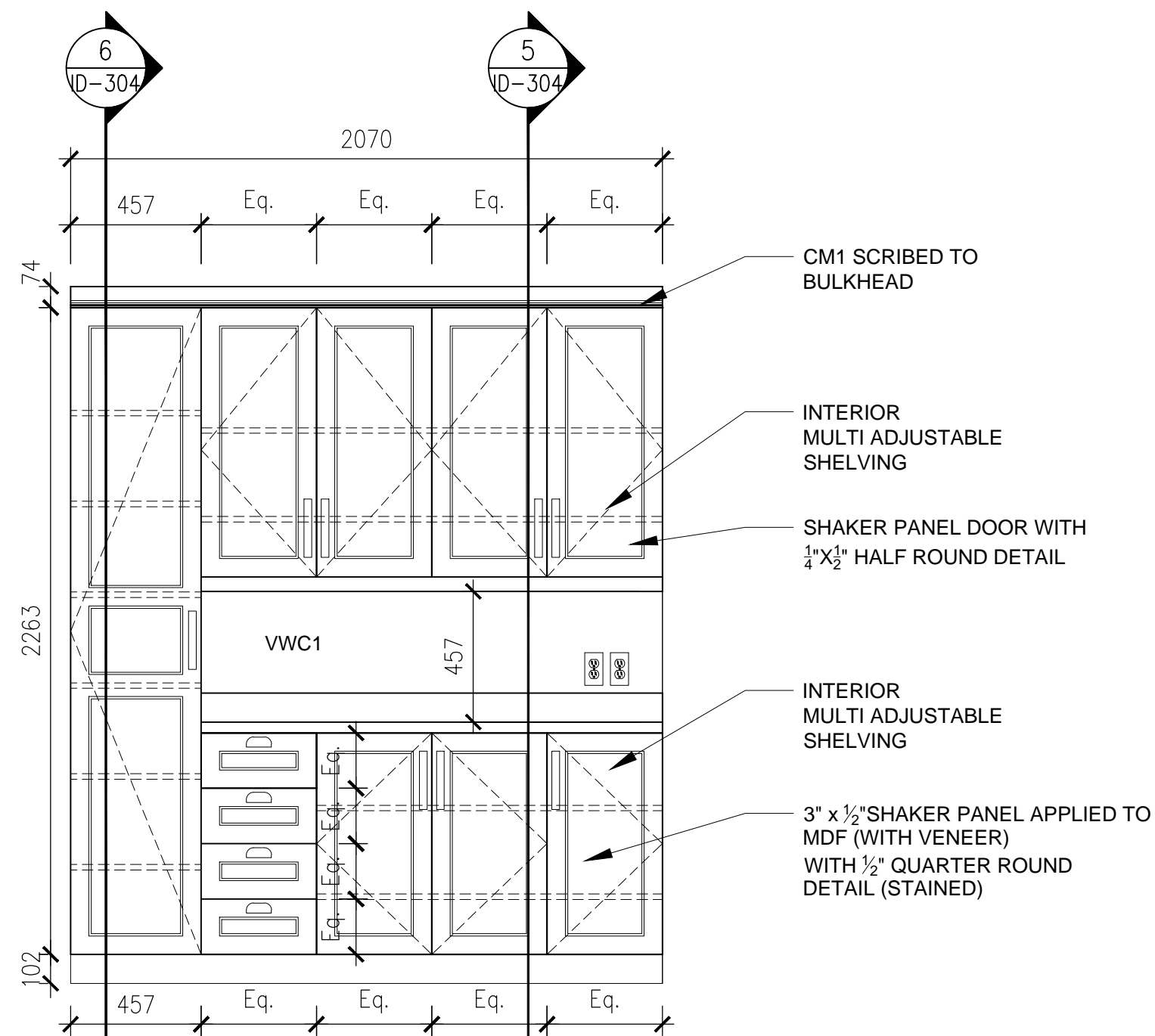


2 ELEVATION/SECTION
ID-304 RECEPTION 1-713

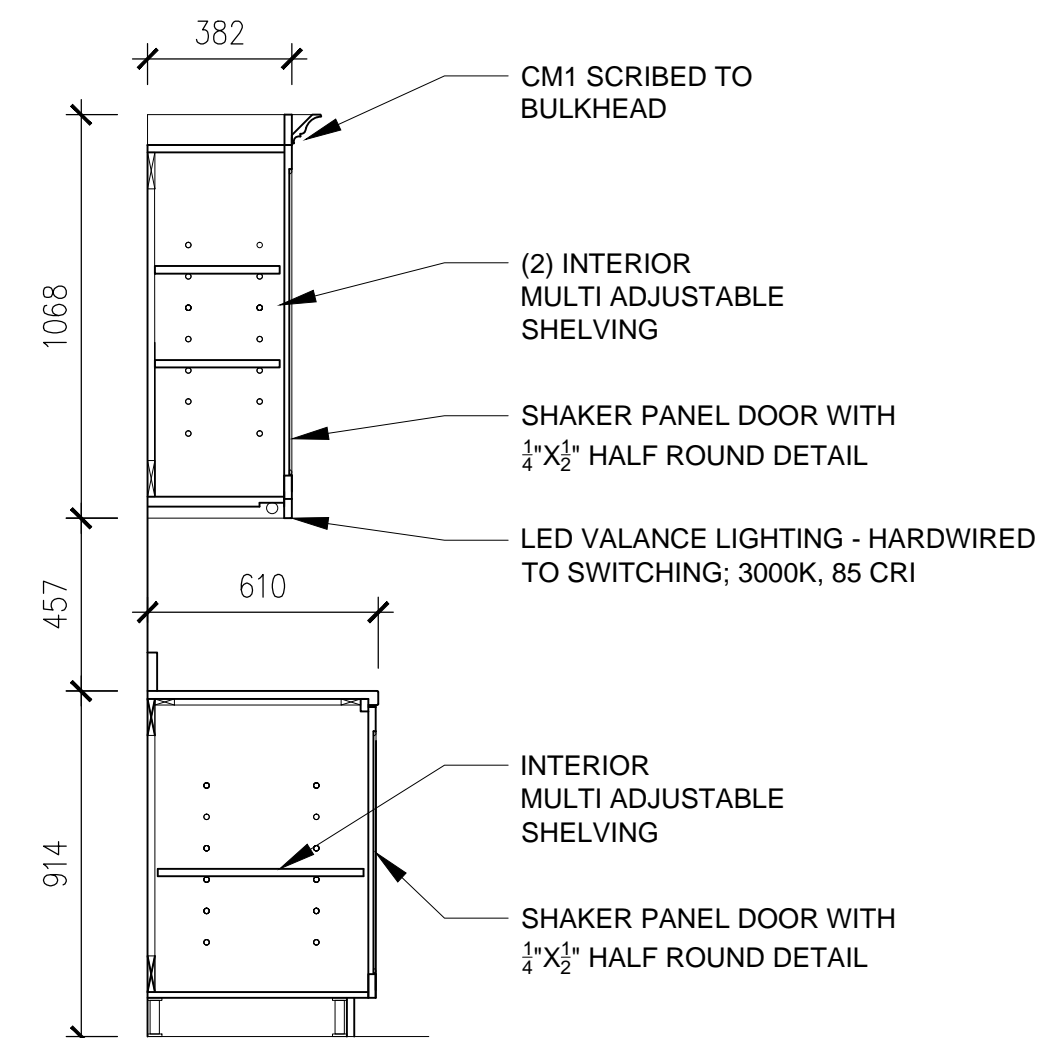


3 ELEVATION/SECTION
ID-304 RECEPTION 1-713

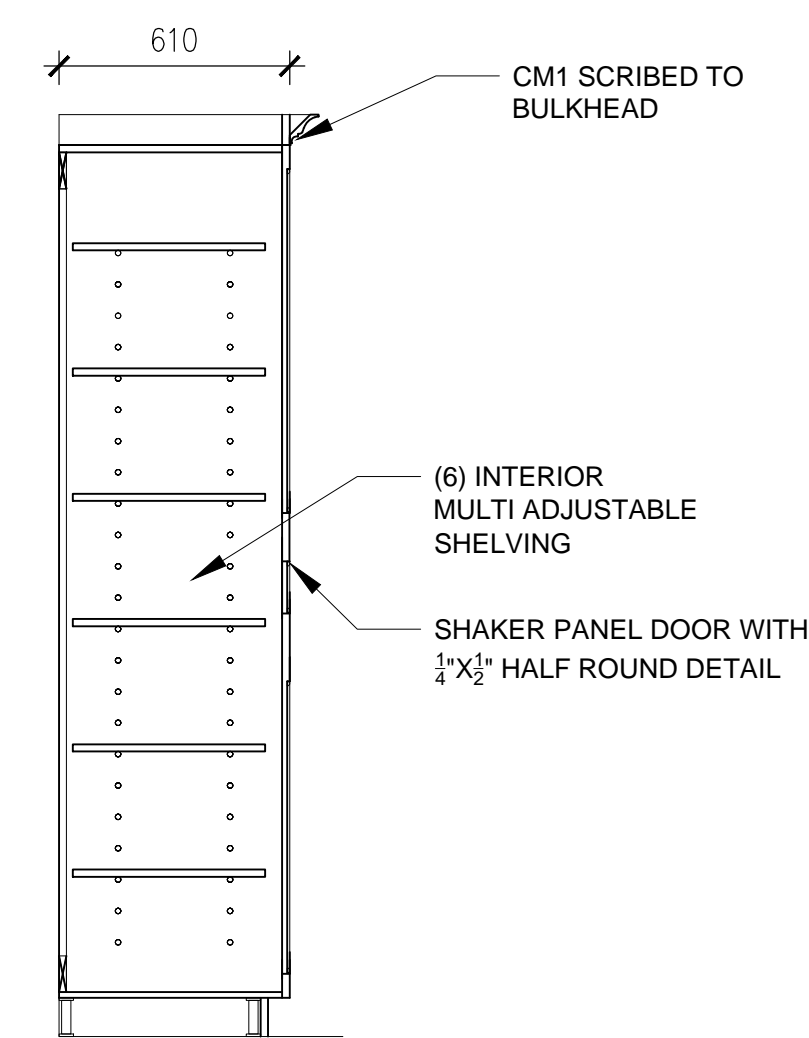
- RECEPTION 1-713 NOTES:
1. ALL DOORS & DRAWERS TO BE LOCKABLE & KEYPAD ALIKE
 2. ALL PULL HARDWARE TO BE RICHELIEU #80839160195, BRUSHED NICKEL PULL
 3. ALL CUP HARDWARE TO BE RICHELIEU #BP30388195, BRUSHED NICKEL
 4. MILLWORK TO BE CLEAR MAPLE STAINED TO MATCH DESIGNER CONTROL SAMPLE. SHAKER STYLE PANEL WITH 1/4" x 1/2" HALF ROUND DETAIL
 5. ALL HINGES/GLIDES TO BE SOFT CLOSING
 6. ST1 EDGE: PENCIL PROFILE



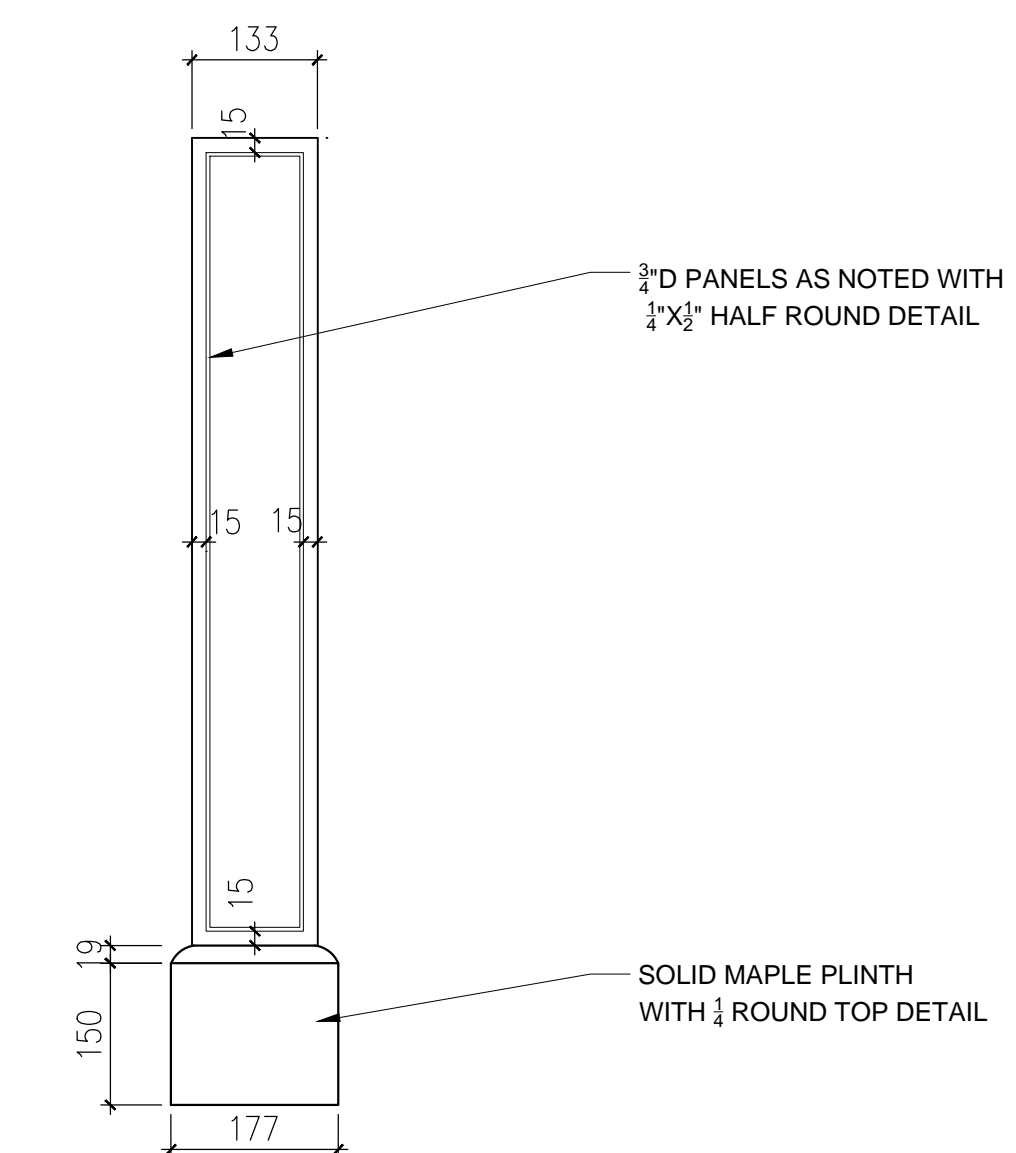
4 ELEVATION
ID-304 RECEPTION 1-713



5 SECTION
ID-304 RECEPTION 1-713



6 SECTION
ID-304 RECEPTION 1-713



7 DETAIL - NTS
ID-304 RECEPTION 1-713



van der king design group inc

374 Logan Ave, Toronto, ON M4M 2N8
info@vanderking.com 416 523 1490

GENERAL NOTES:

1. REFER TO ELECTRICAL, MECHANICAL & KITCHEN CONSULTANTS DRAWINGS IN CONJUNCTION WITH MILLWORK DETAILS FOR ALL EQUIP., PLUMBING, & ELECTRICAL REQUIREMENTS.
2. REFER TO ID-300 FOR MILLWORK REFERENCE PLAN.
3. REFER TO ID-500 FOR ARCH FINISH SPECIFICATIONS.

NO.	DATE	REVISION / ISSUED	DRAWN
2	14-06-09	ISSUED FOR TENDER	AV
1	14-05-07	ISSUED FOR COORDINATION	AV

NOTES:

1. VERIFY ALL DIMENSIONS PRIOR TO CONSTRUCTION.
2. DO NOT SCALE DRAWINGS.
3. REPORT ALL DISCOVERIES OF ERRORS, OMISSIONS OR DISCREPANCIES TO THE DESIGNER AS APPLICABLE.
4. THE DRAWINGS ARE THE PROPERTY OF THE DESIGNER AND/OR ENGINEER AND MUST BE RETURNED ON COMPLETION OF THE PROJECT. ANY UNAUTHORIZED USE IS PROHIBITED.
5. USE ONLY THE LATEST REVISED DRAWINGS OR THOSE THAT ARE MARKED ISSUED FOR CONSTRUCTION.
6. ALL AREA CALCULATIONS ARE APPROXIMATE.

CLIENT:

Revera Living
55 Standish Court
Mississauga, Ontario

PROJECT:

Leaside Retirement Residence
7th Floor Renovation
10 William Morgan Drive
Toronto, Ontario

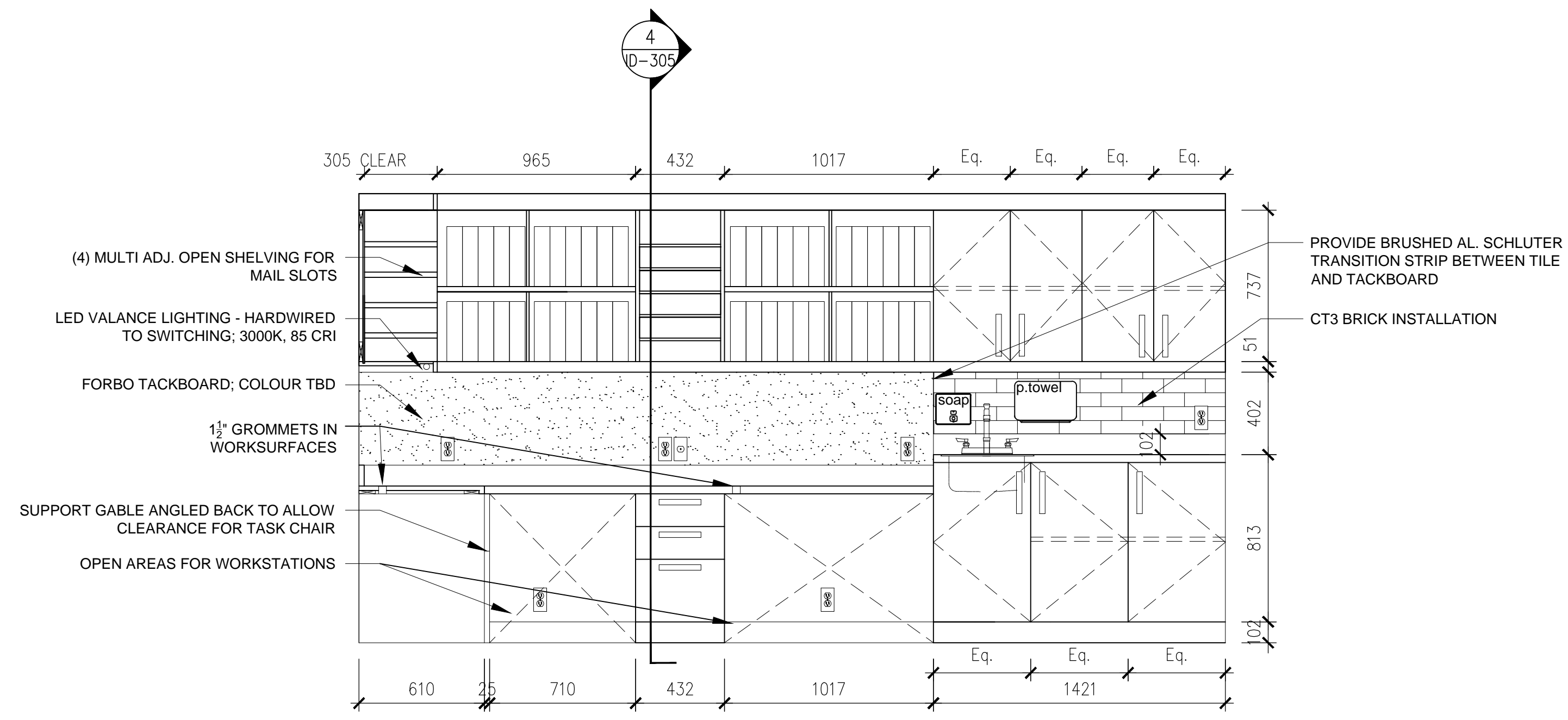
DRAWING:

MILLWORK DETAILS

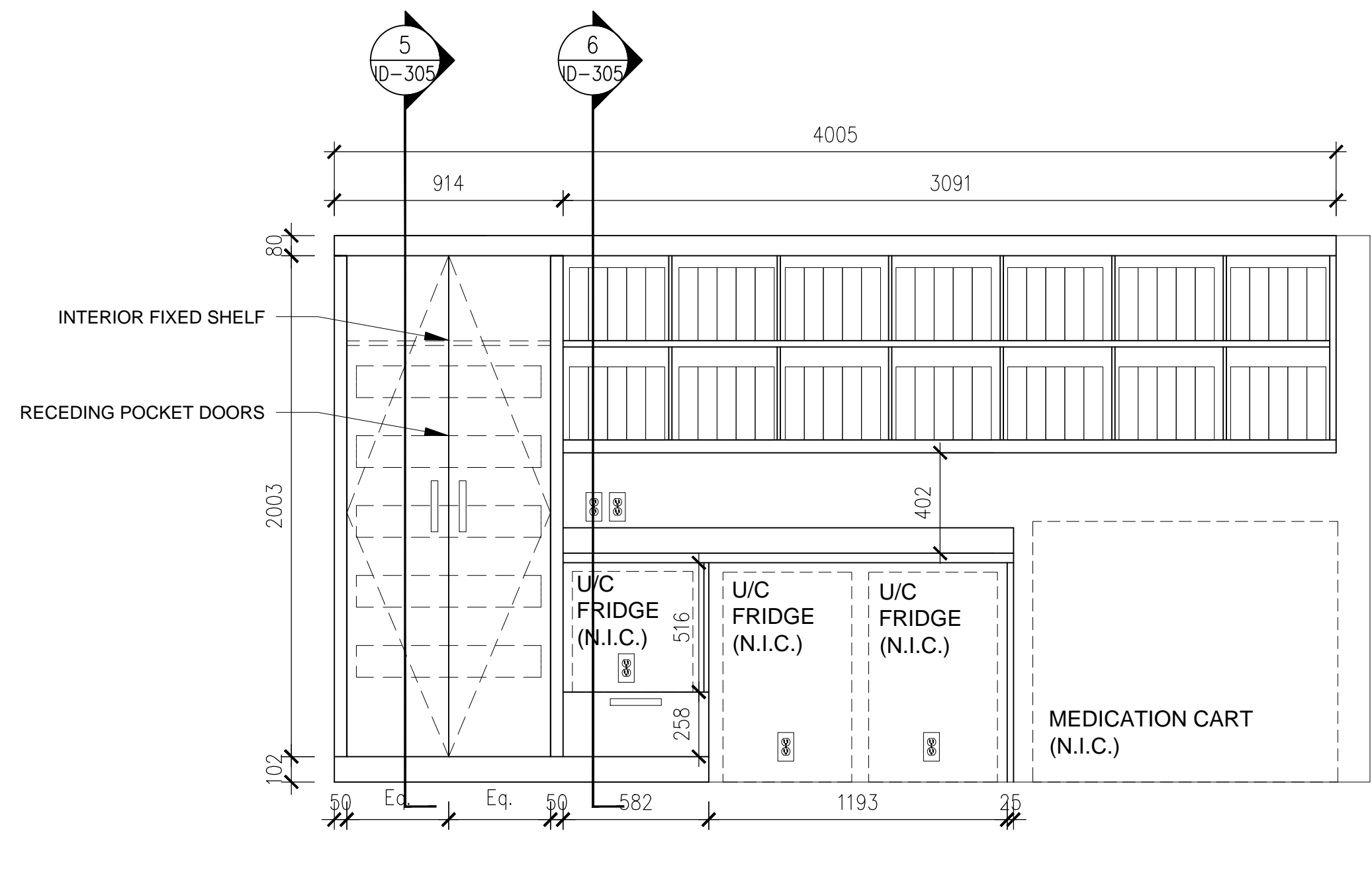
Date	2014-05-06
Scale	1:20
Project Number	2014-016

ID-304

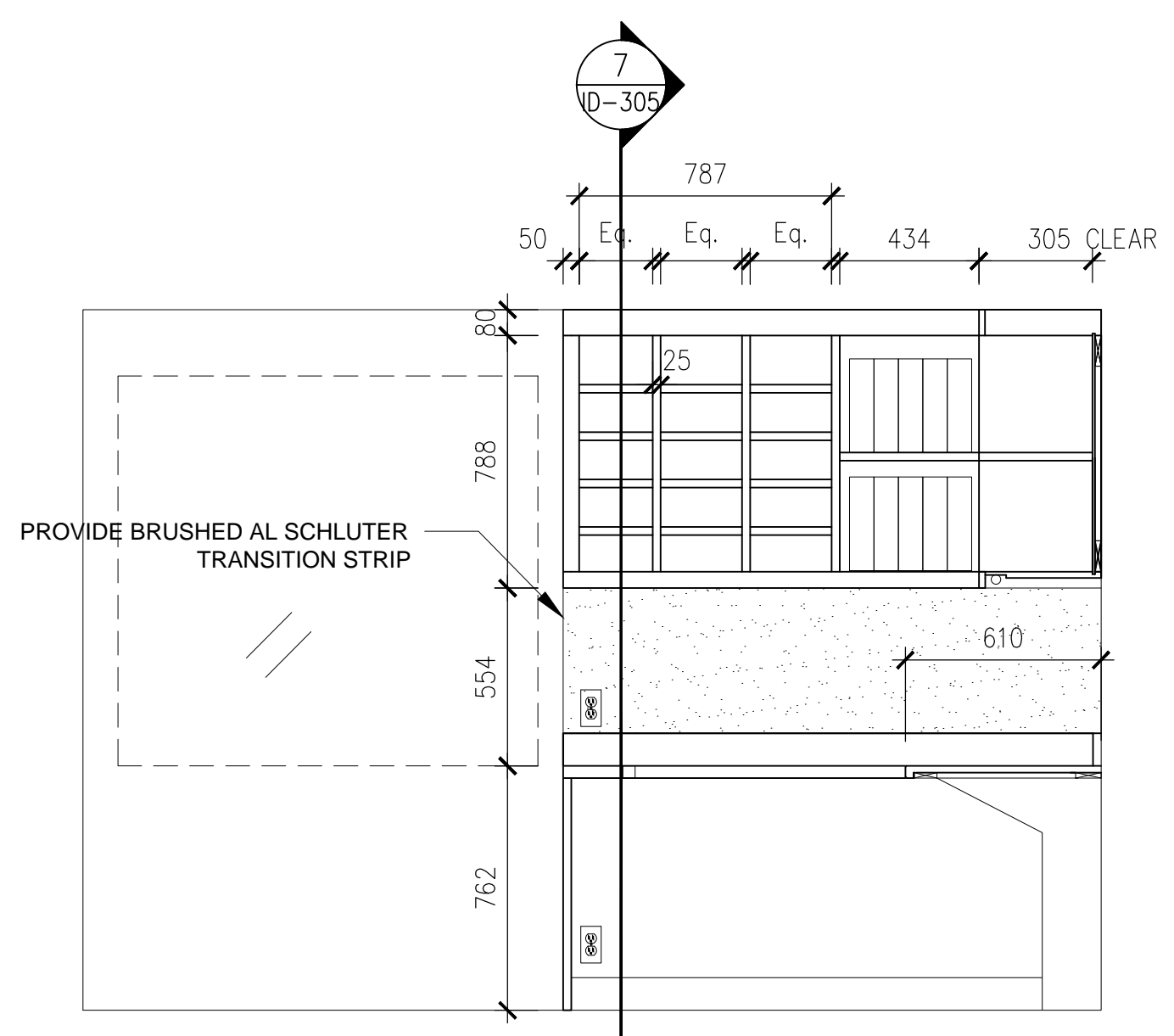
MED ROOM 1-715 NOTES:
 1. ALL DOORS & DRAWERS TO BE LOCKABLE & KEYED ALIKE
 2. ALL HARDWARE TO BE RICHELIEU #80839160195, BRUSHED NICKEL PULL
 3. MILLWORK TO BE THERMOFOIL FLUSH OVERLAY FLAT PANEL DOOR/DRAWERS (CHOCOLATE PEAR) BY CUTLER FOREST PRODUCTS INC. OR APPROVED ALTERNATE MANUFACTURER
 COUNTERTOPS TO BE 2" WITH PL-1; BULLNOSE EDGE
 4. SUPPLY & INSTALL NEW BOBRICK SURFACE MOUNTED #B-26212 P. TOWEL DISPENSER & NEW BOBRICK CONTURA SERIES SURFACE MOUNTED SOAP DISPENSER B-4112. LOCATIONS TO BE CONFIRMED WITH DESIGNER/OWNER.
 5. ALL HINGES/GLIDES TO BE SOFT CLOSING
 6. ALL GLIDES TO BE FULL EXTENSION



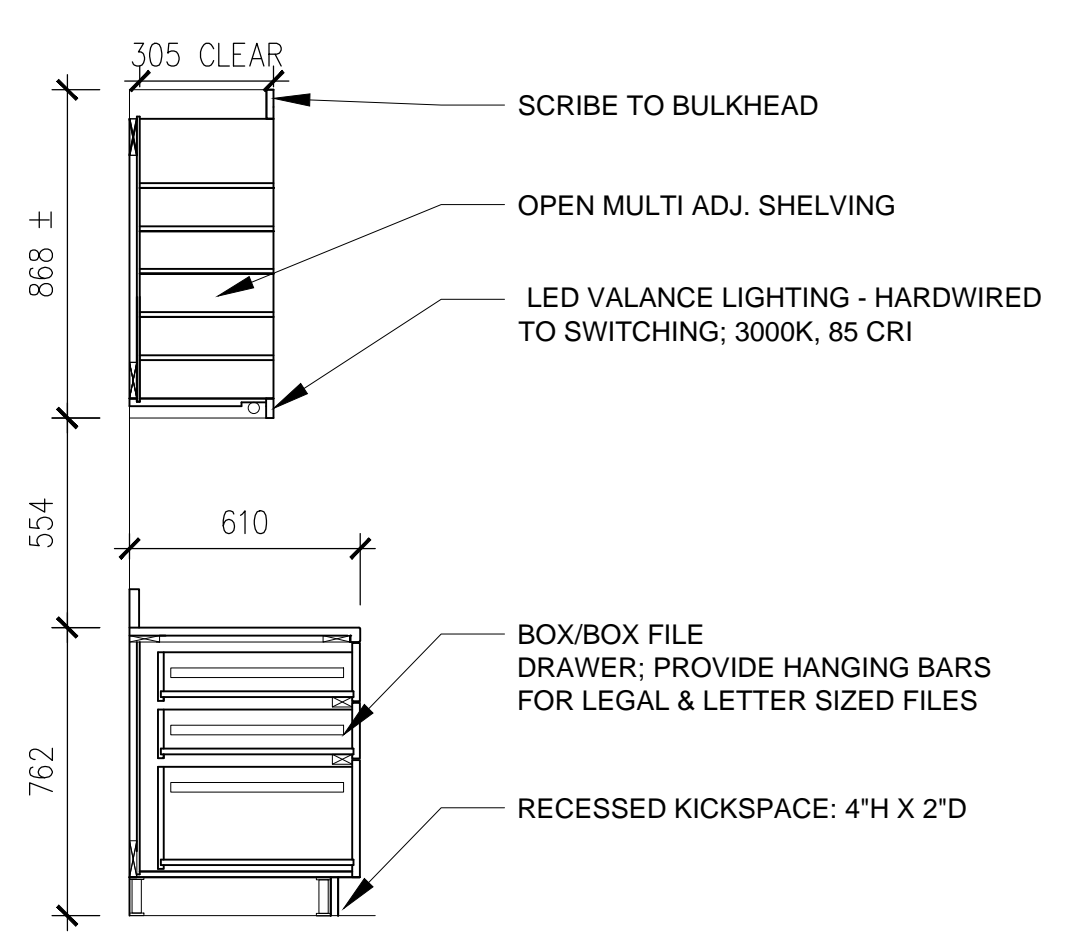
1 ELEVATION
 ID-305 MED ROOM 1-715



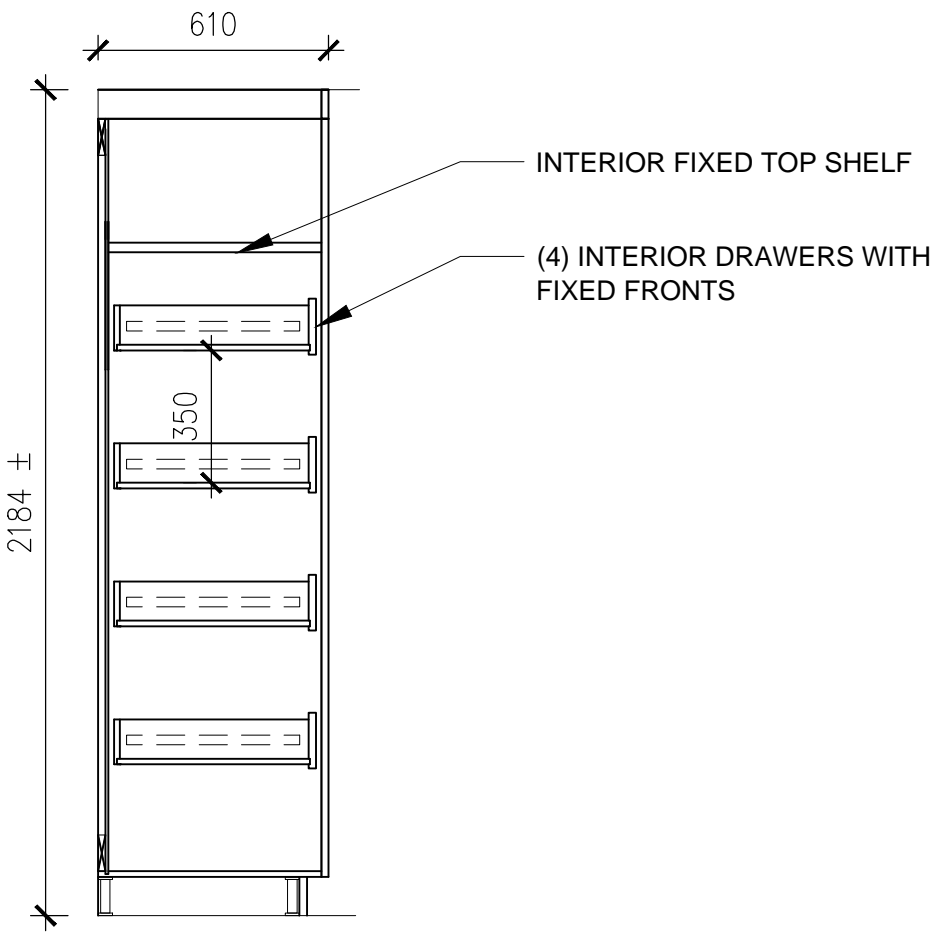
2 ELEVATION
 ID-305 MED ROOM 1-715



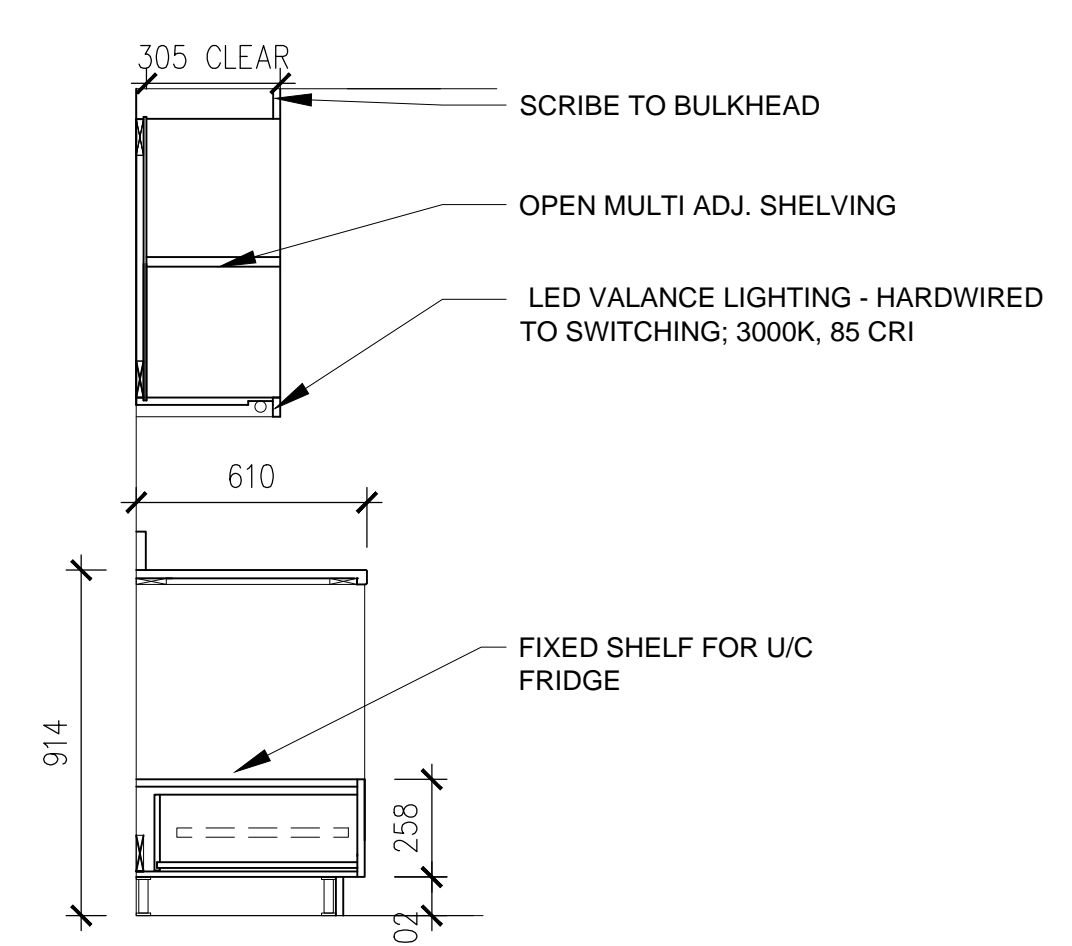
3 ELEVATION
 ID-305 MED ROOM 1-715



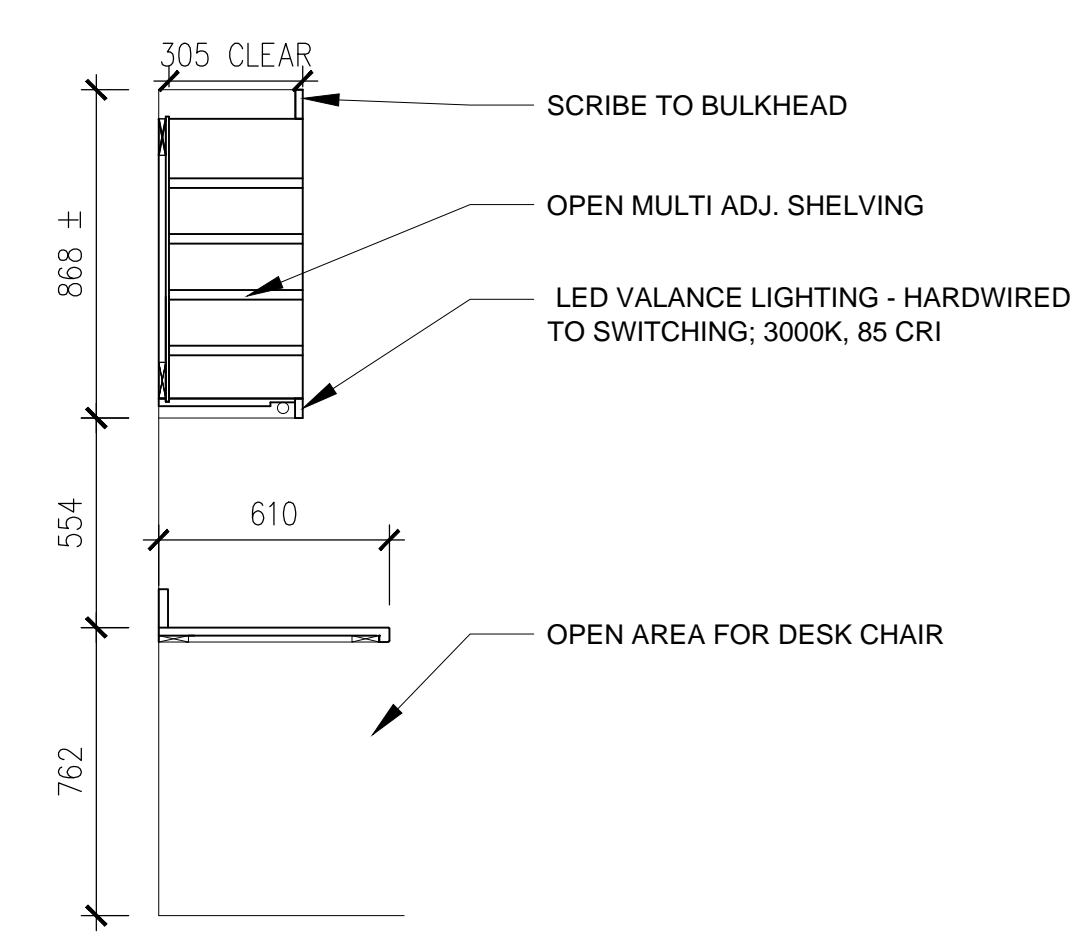
4 SECTION
 ID-305 MED ROOM 1-715



5 SECTION
 ID-305 MED ROOM 1-715



6 SECTION
 ID-305 MED ROOM 1-715



7 SECTION
 ID-305 MED ROOM 1-715



van der king design group inc

374 Logan Ave, Toronto, ON M4M 2N8
 info@vanderking.com 416 523 1490

GENERAL NOTES:

1. REFER TO ELECTRICAL, MECHANICAL & KITCHEN CONSULTANTS DRAWINGS IN CONJUNCTION WITH MILLWORK DETAILS FOR ALL EQUIP., PLUMBING, & ELECTRICAL REQUIREMENTS.
2. REFER TO ID-300 FOR MILLWORK REFERENCE PLAN.
3. REFER TO ID-500 FOR ARCH FINISH SPECIFICATIONS.

NO.	DATE	REVISION / ISSUED	DRAWN
2	14-06-09	ISSUED FOR TENDER	AV
1	14-05-07	ISSUED FOR COORDINATION	AV

- NOTES:**
1. VERIFY ALL DIMENSIONS PRIOR TO CONSTRUCTION.
 2. DO NOT SCALE DRAWINGS.
 3. REPORT ALL DISCOVERIES OF ERRORS, OMISSIONS OR DISCREPANCIES TO THE DESIGNER AS APPLICABLE.
 4. THE DRAWINGS ARE THE PROPERTY OF THE DESIGNER AND/OR ENGINEER AND MUST BE RETURNED ON COMPLETION OF THE PROJECT. ANY UNAUTHORIZED USE IS PROHIBITED.
 5. USE ONLY THE LATEST REVISED DRAWINGS OR THOSE THAT ARE MARKED ISSUED FOR CONSTRUCTION.
 6. ALL AREA CALCULATIONS ARE APPROXIMATE.

CLIENT:
 Revera Living
 55 Standish Court
 Mississauga, Ontario

PROJECT:
 Leaside Retirement Residence
 7th Floor Renovation
 10 William Morgan Drive
 Toronto, Ontario

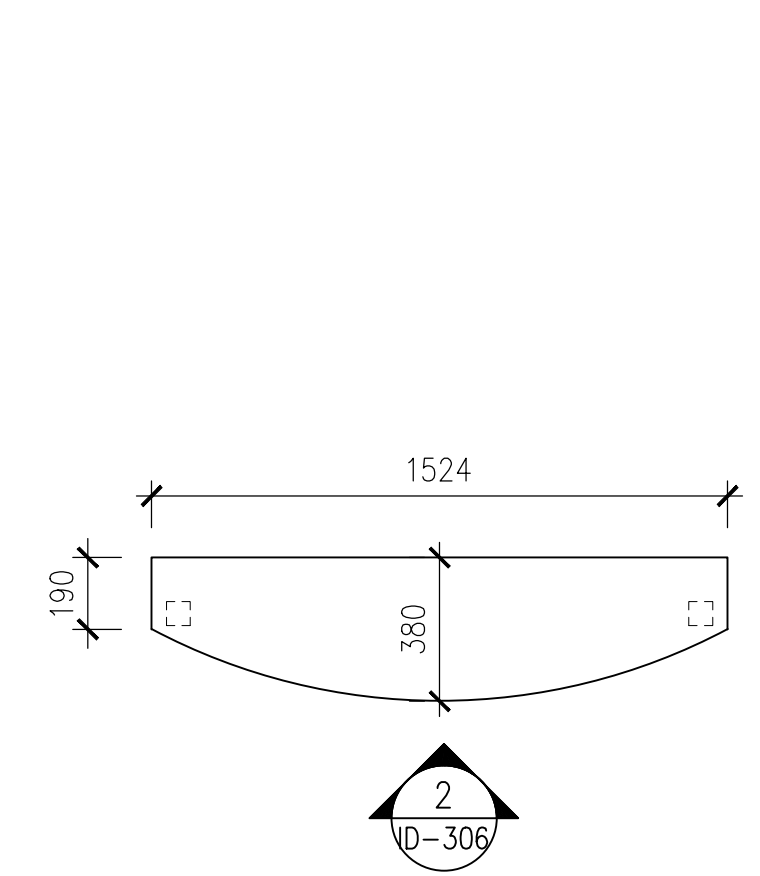
DRAWING:
 MILLWORK DETAILS

Date	2014-05-06
Scale	1:20
Project Number	2014-016

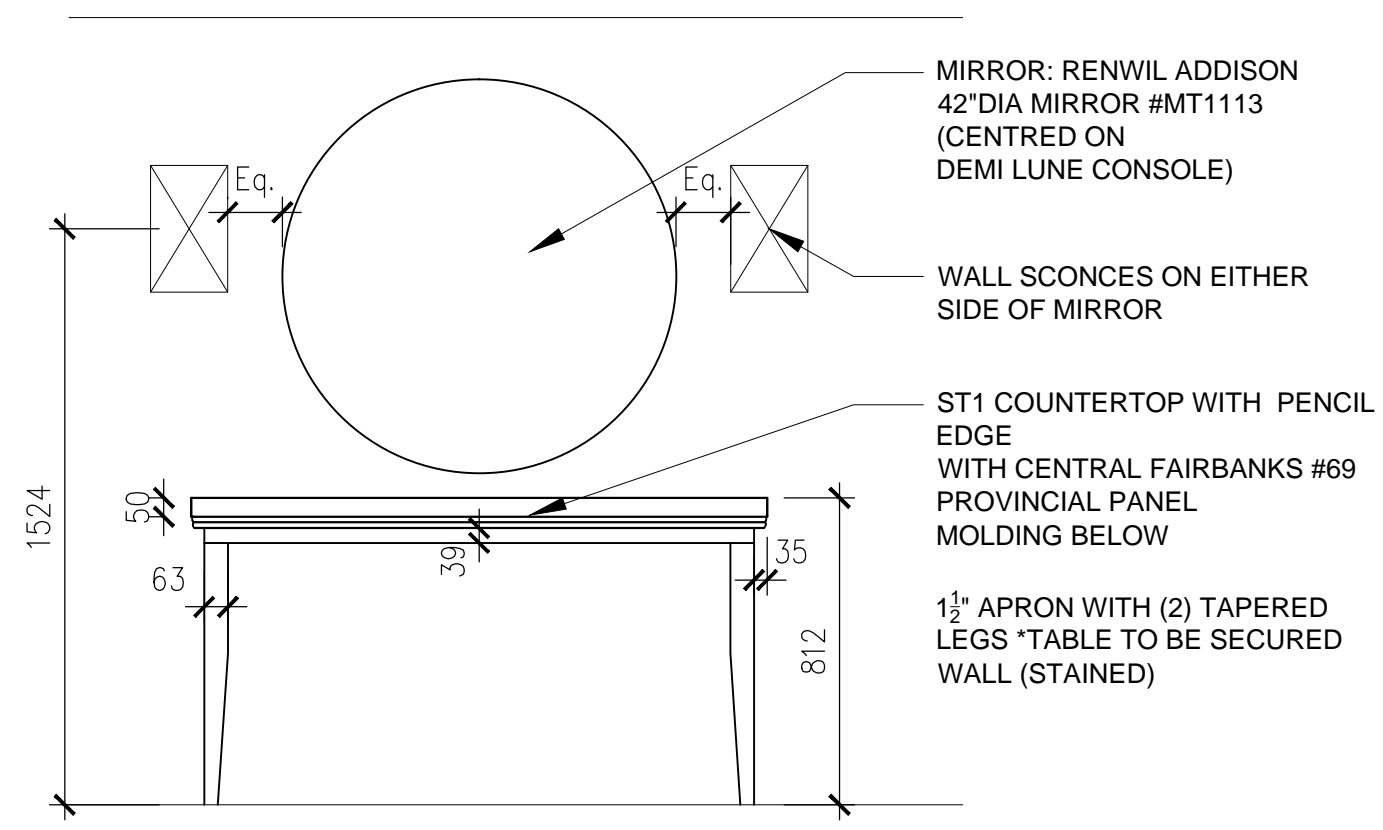
ID-305

GENERAL NOTES:

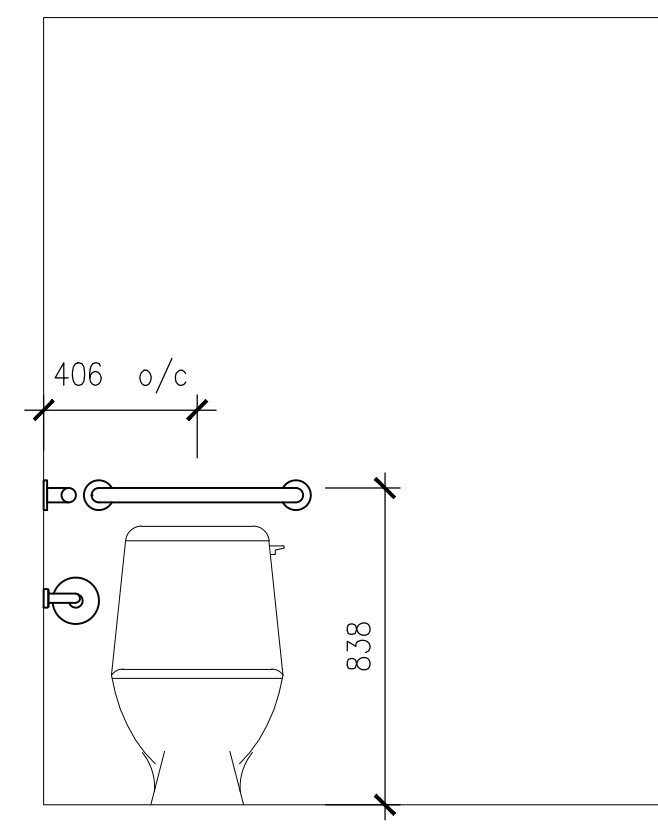
1. REFER TO ELECTRICAL, MECHANICAL & KITCHEN CONSULTANTS DRAWINGS IN CONJUNCTION WITH MILLWORK DETAILS FOR ALL EQUIP., PLUMBING, & ELECTRICAL REQUIREMENTS.
2. REFER TO ID-300 FOR MILLWORK REFERENCE PLAN.
3. REFER TO ID-500 FOR ARCH FINISH SPECIFICATIONS.



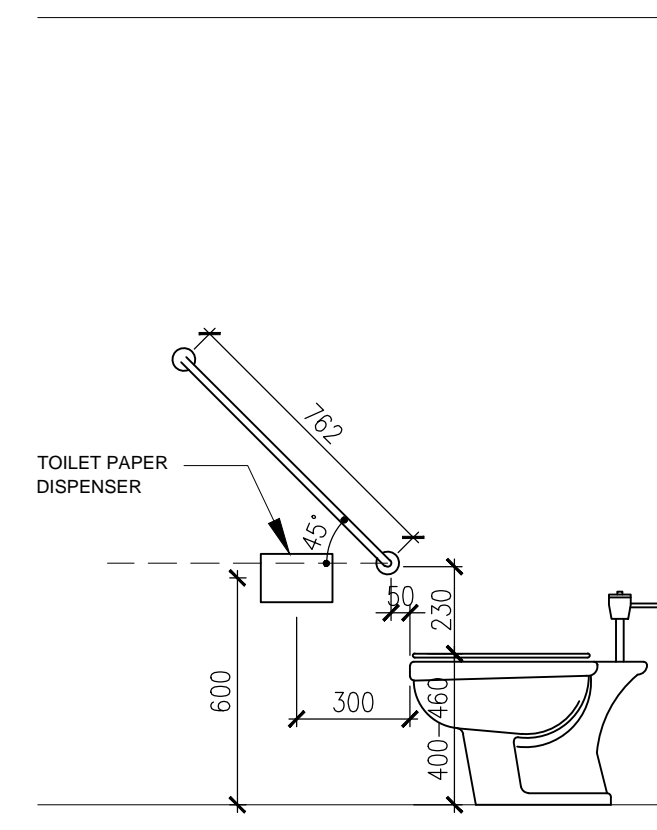
1 PLAN VIEW (CONSOLE)
ID-306 RESIDENT WC 1-730



2 ELEVATION
ID-306 RESIDENT WC 1-730



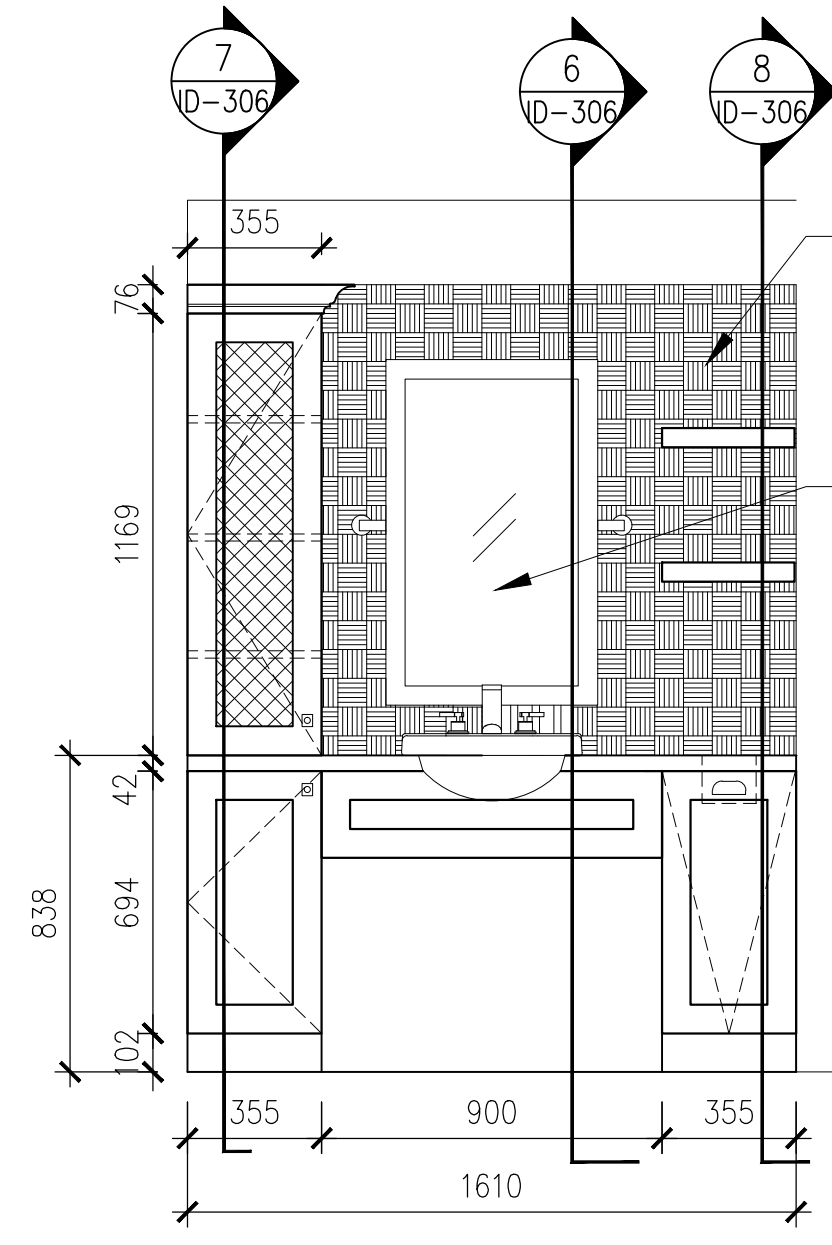
3 ELEVATION
ID-306 RESIDENT WC 1-730



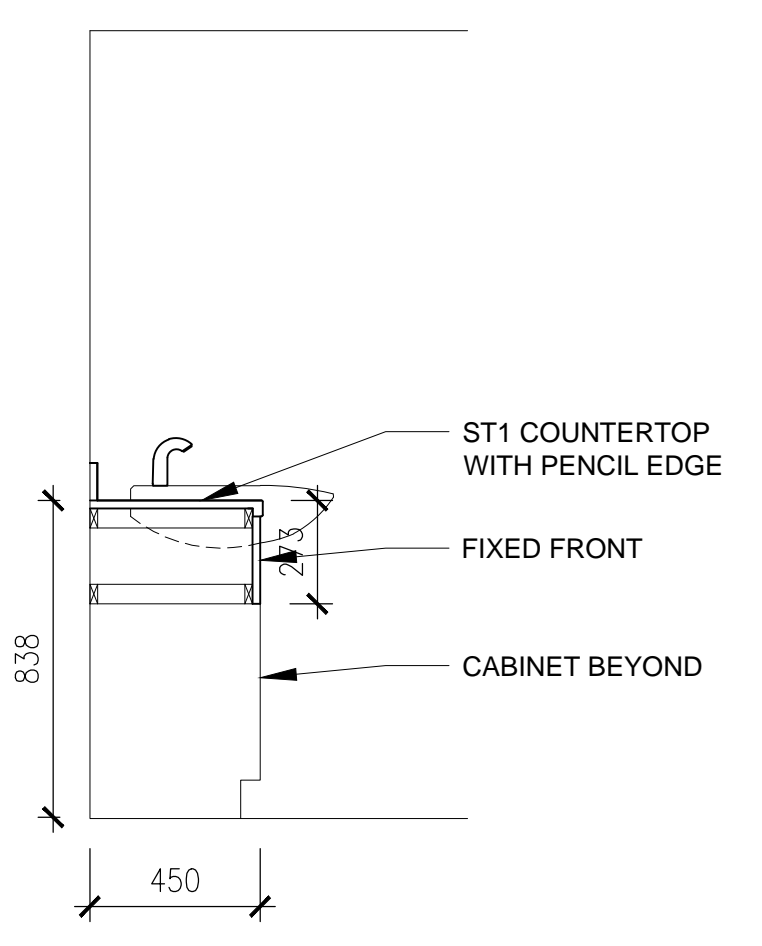
4 ELEVATION
ID-306 RESIDENT WC 1-730

WASHROOM 1-730 NOTES:
1. ALL DOORS & DRAWERS TO BE LOCKABLE & KEYPED ALIKE
2. ALL PULL HARDWARE TO BE RICHELIEU #BP30388195 BRUSHED NICKEL CUP PULL
3. ALL KNOB HARDWARE TO BE RICHELIEU #BP46702195 BRUSHED NICKEL
4. MILLWORK TO BE THERMOFOIL FLUSH OVERLAY SHAKER PANEL DOOR/DRAWERS (CHOCOLATE PEAR) BY CUTLER FOREST PRODUCTS INC. OR APPROVED ALTERNATE MANUFACTURER
COUNTERTOPS TO BE 3/4" PLY WITH ST1, PENCIL EDGE

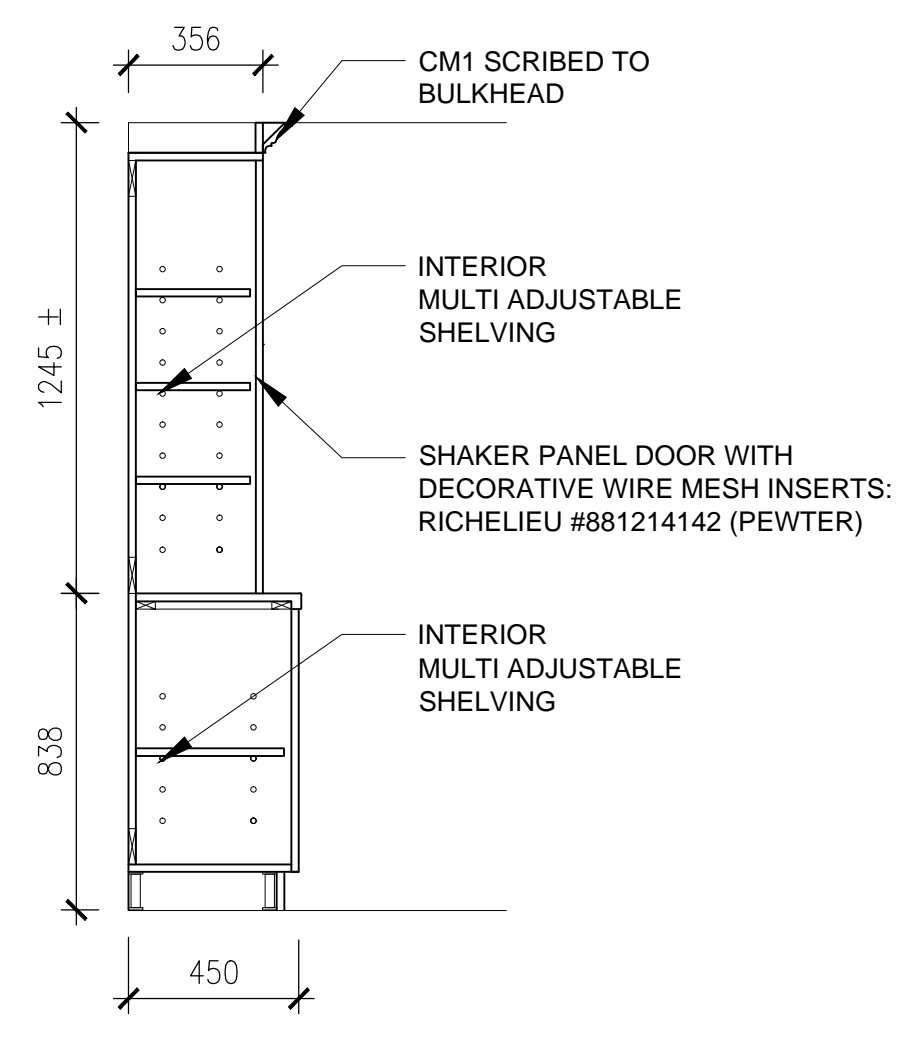
5. ALL HINGES/GLIDES TO BE SOFT CLOSING
6. ALL GLIDES TO BE FULL EXTENSION



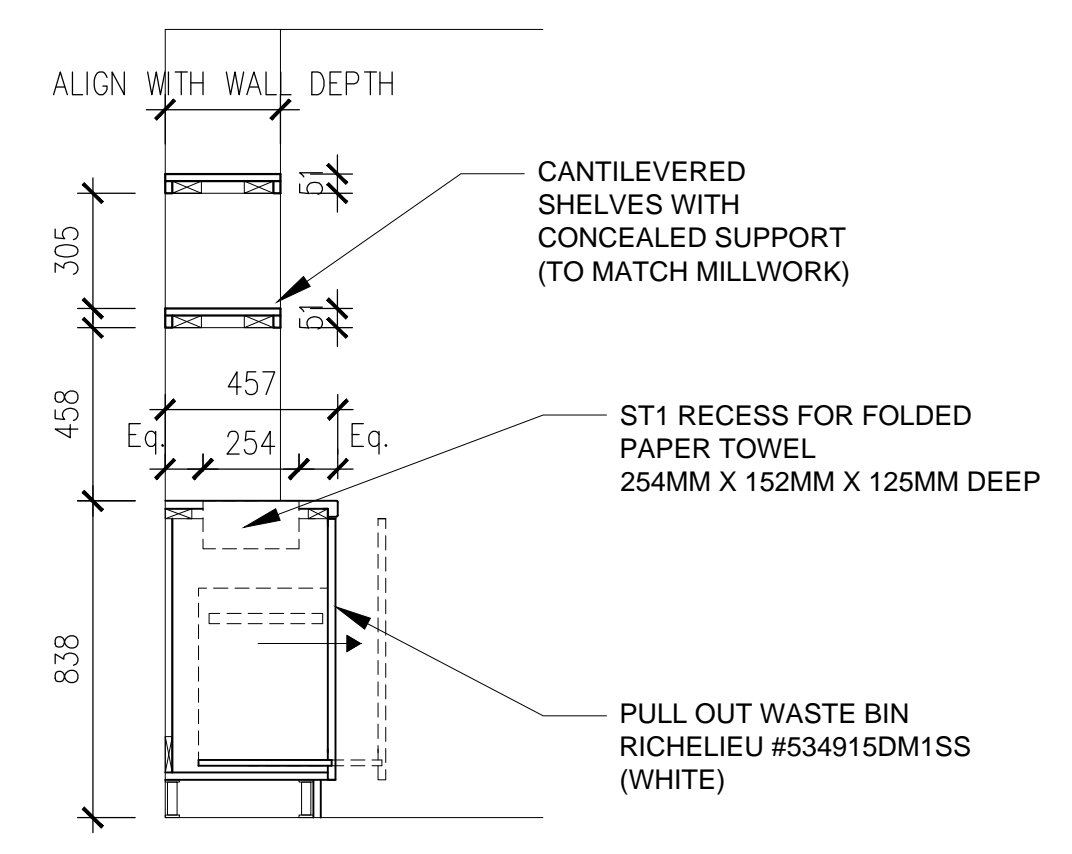
5 ELEVATION
ID-306 RESIDENT WC 1-730



6 SECTION
ID-306 RESIDENT WC 1-730



7 SECTION
ID-306 RESIDENT WC 1-730



8 SECTION
ID-306 RESIDENT WC 1-730

NO.	DATE	REVISION / ISSUED	DRAWN
2	14-06-09	ISSUED FOR TENDER	AV
1	14-05-07	ISSUED FOR COORDINATION	AV

- NOTES:
1. VERIFY ALL DIMENSIONS PRIOR TO CONSTRUCTION.
 2. DO NOT SCALE DRAWINGS.
 3. REPORT ALL DISCOVERIES OF ERRORS, OMISSIONS OR DISCREPANCIES TO THE DESIGNER AS APPLICABLE.
 4. THE DRAWINGS ARE THE PROPERTY OF THE DESIGNER AND/OR ENGINEER AND MUST BE RETURNED ON COMPLETION OF THE PROJECT. ANY UNAUTHORIZED USE IS PROHIBITED.
 5. USE ONLY THE LATEST REVISED DRAWINGS OR THOSE THAT ARE MARKED ISSUED FOR CONSTRUCTION.
 6. ALL AREA CALCULATIONS ARE APPROXIMATE.

CLIENT:
Revera Living
55 Standish Court
Mississauga, Ontario

PROJECT:
Leaside Retirement Residence
7th Floor Renovation
10 William Morgan Drive
Toronto, Ontario

DRAWING:

MILLWORK DETAILS

Date	2014-05-06
Scale	1:20
Project Number	2014-016

ID-306

GENERAL NOTES:

1. REFER TO ELECTRICAL, MECHANICAL & KITCHEN CONSULTANTS DRAWINGS IN CONJUNCTION WITH MILLWORK DETAILS FOR ALL EQUIP., PLUMBING, & ELECTRICAL REQUIREMENTS.
2. REFER TO ID-300 FOR MILLWORK REFERENCE PLAN.
3. REFER TO ID-500 FOR ARCH FINISH SPECIFICATIONS.

2	14-06-09	ISSUED FOR TENDER	AV
1	14-05-07	ISSUED FOR COORDINATION	AV
NO.	DATE	REVISION / ISSUED	DRAWN

- NOTES:**
1. VERIFY ALL DIMENSIONS PRIOR TO CONSTRUCTION.
 2. DO NOT SCALE DRAWINGS.
 3. REPORT ALL DISCOVERIES OF ERRORS, OMISSIONS OR DISCREPANCIES TO THE DESIGNER AS APPLICABLE.
 4. THE DRAWINGS ARE THE PROPERTY OF THE DESIGNER AND/OR ENGINEER AND MUST BE RETURNED ON COMPLETION OF THE PROJECT. ANY UNAUTHORIZED USE IS PROHIBITED.
 5. USE ONLY THE LATEST REVISED DRAWINGS OR THOSE THAT ARE MARKED ISSUED FOR CONSTRUCTION.
 6. ALL AREA CALCULATIONS ARE APPROXIMATE.

CLIENT:
Revera Living
55 Standish Court
Mississauga, Ontario

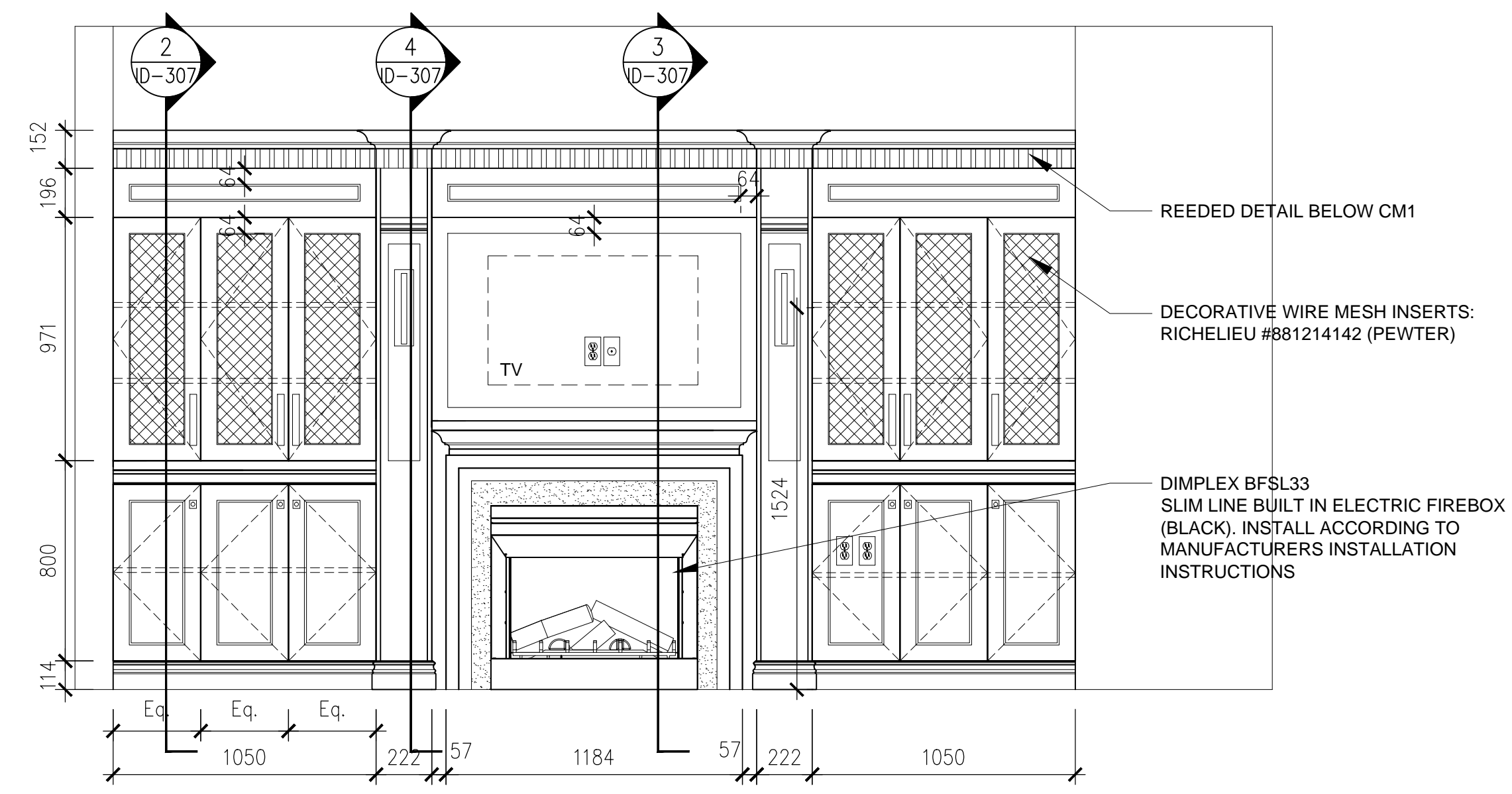
PROJECT:
Leaside Retirement Residence
7th Floor Renovation
10 William Morgan Drive
Toronto, Ontario

DRAWING:
MILLWORK DETAILS

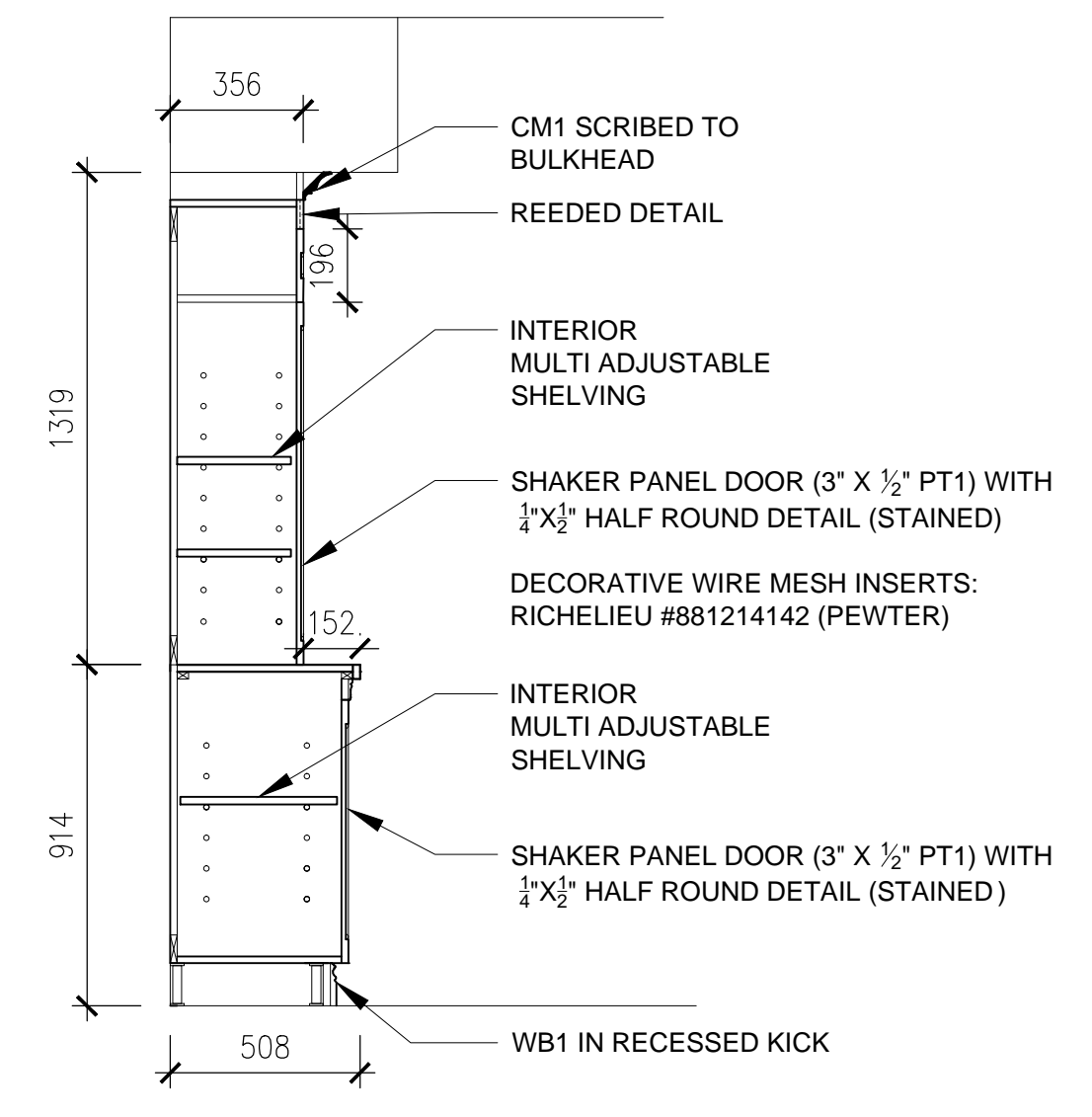
Date	2014-05-06
Scale	1:20
Project Number	2014-016

ID-307

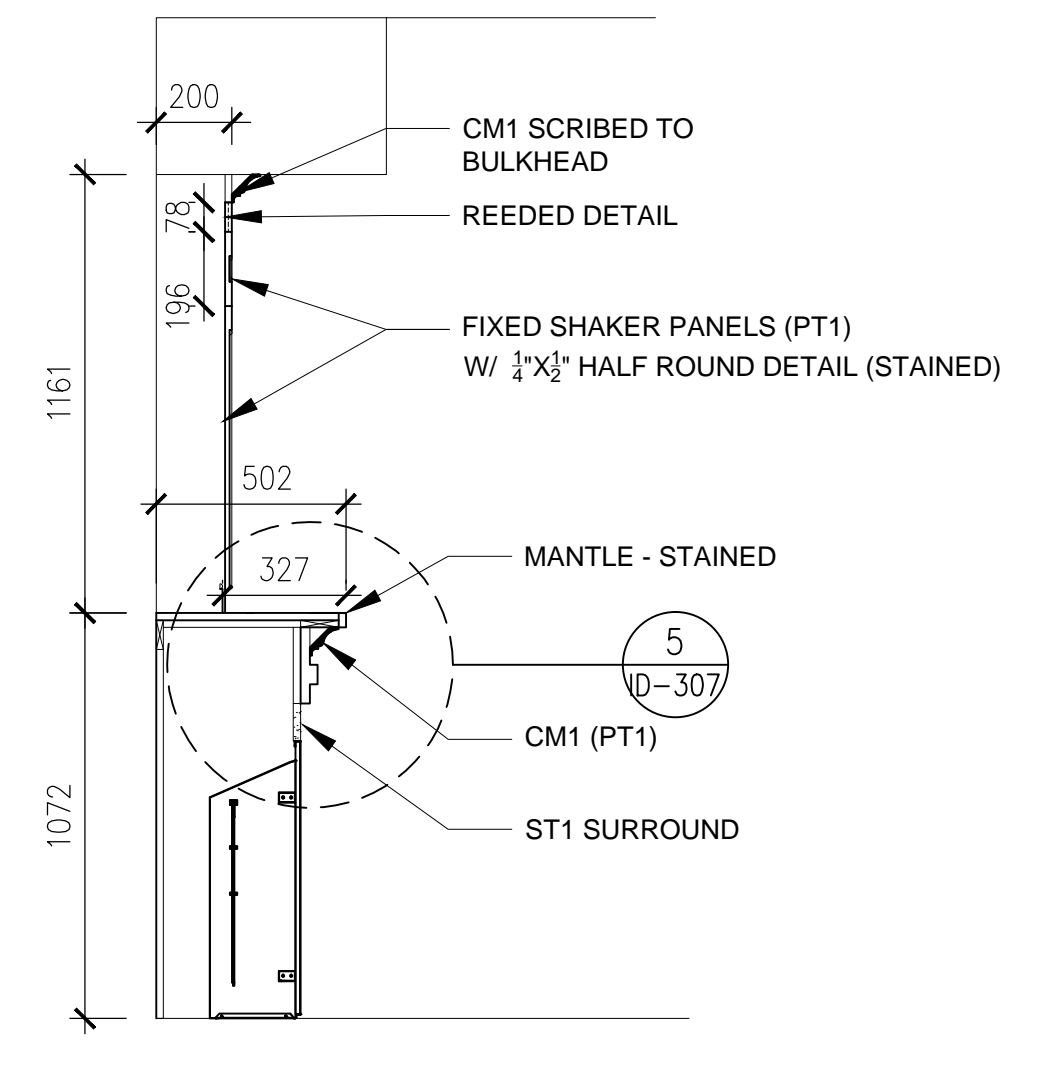
- SOLARIUM 1-751 NOTES:**
1. ALL DOORS & DRAWERS TO BE LOCKABLE & KEYED ALIKE
 2. ALL PULL HARDWARE TO BE RICHELIEU #80839160195, BRUSHED NICKEL PULL
 3. ALL KNOB HARDWARE TO BE RICHELIEU #BP46702195, BRUSHED NICKEL
 4. MILLWORK TO BE 3/4" MDF OR POPLAR WITH POST CATALYTIC PAINT FINISH IN PT1. SHAKER STYLE (3" X 1/2") PANEL - PT1 WITH 1/2" X 1/2" HALF ROUND DETAIL (STAINED)
 5. ALL HINGES/GUIDES TO BE SOFT CLOSING



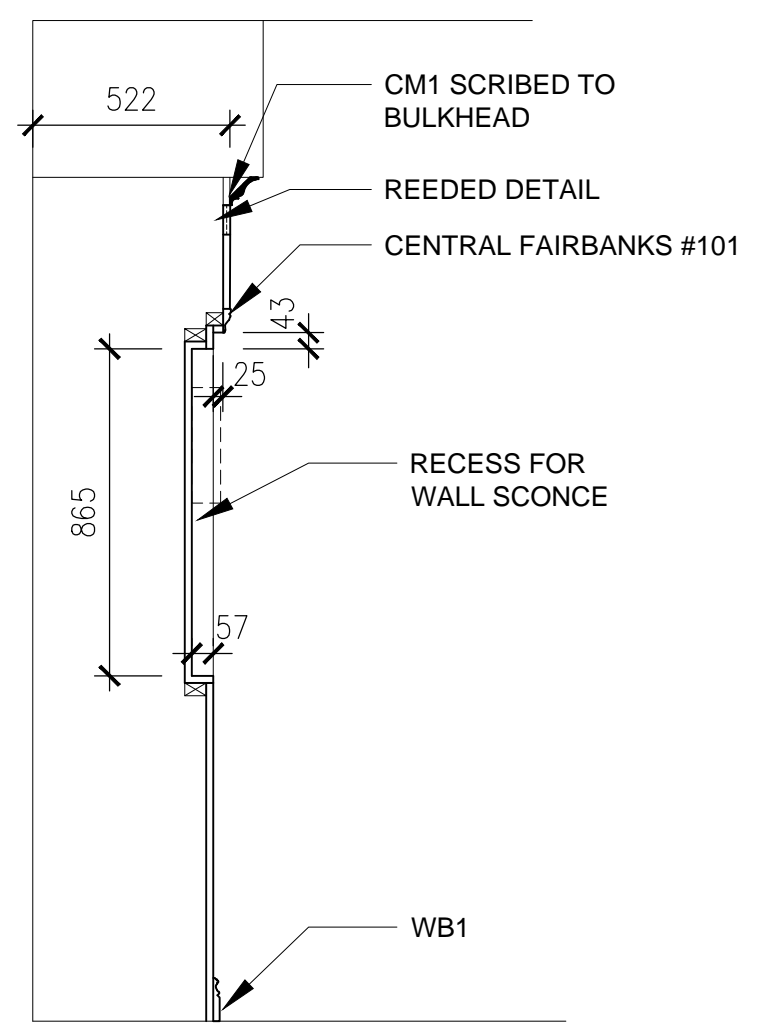
1 ELEVATION
ID-307 SOLARIUM 1-751



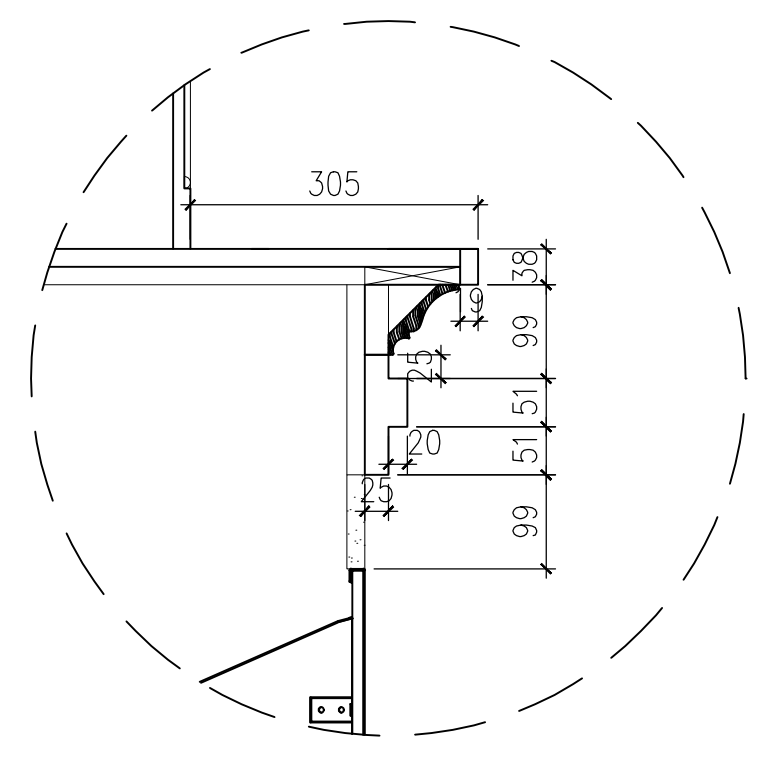
2 SECTION
ID-307 SOLARIUM 1-751



3 SECTION
ID-307 SOLARIUM 1-751



4 SECTION
ID-307 SOLARIUM 1-751



5 DETAIL - NTS
ID-307 SOLARIUM 1-751



van der king design group inc

374 Logan Ave. Toronto, ON M4M 2N8
info@vanderking.com 416 523 1490



GENERAL NOTES:

1. REFER TO ELECTRICAL, MECHANICAL & KITCHEN CONSULTANTS DRAWINGS IN CONJUNCTION WITH MILLWORK DETAILS FOR ALL EQUIP., PLUMBING, & ELECTRICAL REQUIREMENTS.
2. REFER TO ID-500 FOR ARCH FINISH SPECIFICATIONS.
3. REFER TO ROOM FINISH SCHEDULE.

NO.	DATE	REVISION / ISSUED	DRAWN
2	14-06-09	ISSUED FOR TENDER	AV
1	14-05-07	ISSUED FOR COORDINATION	AV

NOTES:

1. VERIFY ALL DIMENSIONS PRIOR TO CONSTRUCTION.
2. DO NOT SCALE DRAWINGS.
3. REPORT ALL DISCOVERIES OF ERRORS, OMISSIONS OR DISCREPANCIES TO THE DESIGNER AS APPLICABLE.
4. THE DRAWINGS ARE THE PROPERTY OF THE DESIGNER AND/OR ENGINEER AND MUST BE RETURNED ON COMPLETION OF THE PROJECT. ANY UNAUTHORIZED USE IS PROHIBITED.
5. USE ONLY THE LATEST REVISED DRAWINGS OR THOSE THAT ARE MARKED ISSUED FOR CONSTRUCTION.
6. ALL AREA CALCULATIONS ARE APPROXIMATE.

CLIENT:

Revera Living
55 Standish Court
Mississauga, Ontario

PROJECT:

Leaside Retirement Residence
7th Floor Renovation
10 William Morgan Drive
Toronto, Ontario

DRAWING:

FURNITURE PLAN

Date	2014-05-06
Scale	1:100
Project Number	2014-016

ID-400

04420 STONE

ST1
SUPPLIER: CAMBRIA
PRODUCT: QUARTZ SLAB
COLOUR: BRADSHAW
SIZE: SLAB (1/4")
FINISH: POLISHED
EDGE PROFILE: 1 1/2" ROUNDED PENCIL EDGE
NOTE: AFTER INSTALLATION, STONE NEEDS TO BE SEALED

ST2
MANUFACTURER: AVONITE SURFACES
SUPPLIER: MCFADDENS
CONTACT: LUCIA NIU, 416-674-3333
PRODUCT: STUDIO COLLECTION
COLOUR: LIMESTONE C1-1610
SIZE: SLAB
FINISH: SATIN

06400 ARCHITECTURAL WOODWORK

CM1
MANUFACTURER: CENTRAL FAIRBANKS LUMBER
PRODUCT: CROWN MOULDING #4
SIZE: 3/4" X 5 1/2"
FINISH: AS NOTED ON DRAWINGS

06400 ARCHITECTURAL WOODWORK

CM1
MANUFACTURER: CENTRAL FAIRBANKS LUMBER
PRODUCT: CROWN MOULDING #4
SIZE: 3/4" X 5 1/2"
FINISH: AS NOTED ON MILLWORK DETAILS TO BE PAINTED PT3 WHEN NOTED ON ROOM FINISH SCHEDULE AS AROUND ROOM PERIMETER

WB1
MANUFACTURER: CENTRAL FAIRBANKS LUMBER
PRODUCT: BASEBOARD #226
SIZE: 4 1/2"H
FINISH: AS NOTED ON DRAWINGS

CM2
MANUFACTURER: HOME DEPOT
PRODUCT 4.5" - 5" CROWN MOLDING
MDF - PROFILE VARIES
APPLICATION: RESIDENT SUITES - ALL ROOMS

BB-2
MANUFACTURER: HOME DEPOT
PRODUCT 4" BASEBOARD
MDF - PROFILE VARIES
APPLICATION: RESIDENT SUITES - ALL ROOMS

WP- APPLIED WALL PANELING ON ALL WALLS IN ROOM AS SPECIFIED IN ROOM FINISH SCHEDULE; REFER TO TYPICAL ELEVATIONS

06410 CUSTOM CABINET

PL-1
MANUFACTURER: ARBORITE
CONTACT: LESLEY HEYS, 647-206-8553
PRODUCT: P-356 RM
COLOUR: EARTHEN HEMP
APPLICATION: MED ROOM MILLWORK (COUNTERTOPS)

PL-2
MANUFACTURER: PIONITE
PRODUCT: SW-836
COLOUR: WINTER WHITE
APPLICATION: WINDOW SILLS

09310 CERAMIC TILE

CT1
MANUFACTURER: OLYMPIA TILE
CONTACT: SHAUNA DART, 416 785 6666
PRODUCT: GI SERIES
COLOUR: CHARCOAL
CONSTRUCTION: PORCELAIN TILE
FINISH: GRIP
SIZE: 4" X 12"
GROUT: MAPEI - KERAPOXY IEG - COLOUR #09 GREY

CT1A
MANUFACTURER: OLYMPIA TILE
CONTACT: SHAUNA DART, 416 785 6666
PRODUCT: GI SERIES
COLOUR: CHARCOAL
CONSTRUCTION: PORCELAIN TILE
FINISH: MATTE
SIZE: 1" X 3" MOSAIC
GROUT: MAPEI - KERAPOXY IEG - COLOUR #09 GREY

CT2
MANUFACTURER: OLYMPIA TILE
CONTACT: SHAUNA DART, 416 785 6666
PRODUCT: GI SERIES
COLOUR: IVORY
CONSTRUCTION: PORCELAIN TILE
FINISH: POLISHED
SIZE: 4" X 12"
GROUT: MAPEI - KERAPOXY IEG - COLOUR #94 STRAW

CT3
MANUFACTURER: STONE TILE
CONTACT: HENRIETTA SHENDEREY, 416 515-9000 x233
PRODUCT: PROGETTO CERAMICHE
COLOUR: PERLA
CONSTRUCTION: GLAZED CERAMIC TILE
FINISH: MATTE
SIZE: 4" X 15 3/4"
GROUT: MAPEI - KERAPOXY IEG - COLOUR #42 MOCHA

CT4
MANUFACTURER: OLYMPIA TILE
CONTACT: SHAUNA DART, 416 785 6666
PRODUCT: MARBLE HONED BASKET WEAVE MOSAICS
COLOUR: LT BEIGE W/ LT EMPERADOR DOTS
CONSTRUCTION: MARBLE TILE
FINISH: HONED
SIZE: 12" X 12" (IRREGULAR)
GROUT: MAPEI - KERAPOXY IEG - COLOUR TBC

CT5
MANUFACTURER: OLYMPIA TILE
CONTACT: SHAUNA DART, 416 785 6666
PRODUCT: WHITE CERAMIC WALL TILE
COLOUR: WHITE
CONSTRUCTION: CERAMIC GLAZED
FINISH: GLOSS
SIZE: 6" X 6"
GROUT: MAPEI - KERAPOXY IEG - TO MATCH TILE
APPLICATION: RESIDENT SUITES - WASHROOM SHOWER WALLS

09510 ACOUSTIC CEILING TILE

ACT
MANUFACTURER: ARMSTRONG COMMERCIAL
PRODUCT: INTERLUDE XL 9/16" DIMENSIONAL TEE SYSTEM
TILE: ACOUSTICAL TILE 610 x 610: ARMSTRONG OPTIMA OPEN PLAN REGULAR RECTANGULAR PROFILE FINE TEXTURE

09650 RESILIENT FLOORING

RSF1
MANUFACTURER: PARTERRE
CONTACT: CINDY ASPDEN
PRODUCT: BRAZILIAN CHERRY
COLOUR: 11277
CONSTRUCTION: VINYL PLANK FLOORING
SIZE: 4"W X 36"L

RSF2
MANUFACTURER: JOHNSONITE
CONTACT: TOM JOYCE, 905-886-8081
PATTERN: MELODIA
COLOUR: WALTZ 611
CONSTRUCTION: HOMOGENEOUS FLOORING
SIZE: SHEET

RSF3
MANUFACTURER: MANNINGTON COMMERCIAL
DISTRIBUTOR: MELMART
CONTACT: JESSICAN MANUEL, 905-329-4555
PATTERN: MANNINGTON ASSURANCE
COLOUR: SABLE #16325
CONSTRUCTION: HOMOGENEOUS FLOORING
SIZE: SHEET

RB1
MANUFACTURER: JOHNSONITE
CONTACT: TOM JOYCE, 905-886-8081
PRODUCT: JOHNSONITE MILLWORK INFLECTION BASE
CODE: MW-XX-G
COLOUR: SNOW WHITE

RB2
MANUFACTURER: JOHNSONITE
CONTACT: TOM JOYCE, 905-886-8081
PRODUCT: JOHNSONITE 4" BASE
COLOUR: 80 FAWN
NOTE: TO BE TIGHTLOCK

VF1
MANUFACTURER: DOMCO
CODE: 65033
APPLICATION: RESIDENT SUITE WASHROOMS

09680 CARPET

CPT1
MANUFACTURER: BIGELOW
SUPPLIER: MOHAWK GROUP
CONTACT: GEORGE SCOTT, 416-722-9795
PRODUCT: KARASTAN CONTRACT TATTOOED DC138
COLOUR: LUCKY 7081
CONSTRUCTION: TUFTED BROADLOOM
SIZE: 12" WIDE
REPEAT: 34.29"L 18"W

CP2
MANUFACTURER: SHAW
PRODUCT: HGL84
VOTERS CHOICE FOR REVERAS BUILDERS
CODE: #002823
NOTE: GLUE DOWN INSTALLATION
APPLICATION: RESIDENT SUITES

09720 VINYL WALLCOVERING

VWC1
MANUFACTURER: CIRQA RADIUS
DISTRIBUTOR: LEVEY INDUSTRIES
CONTACT: JED BURROWS
PRODUCT: TSUNAMI QR06-370
COLOUR: MAROA
CONTENTS: VINYL
WIDTH: 52/54" WIDE

VWC2
MANUFACTURER: CIRQA RADIUS
DISTRIBUTOR: LEVEY INDUSTRIES
CONTACT: JED BURROWS
PRODUCT: ROYAL ARBUS QR03-097
COLOUR: ESELLE
CONTENTS: VINYL
WIDTH: 52/54" WIDE

VWC3
MANUFACTURER: GENON
DISTRIBUTOR: LEVEY INDUSTRIES
CONTACT: JED BURROWS
PRODUCT: CROSSLINES
COLOUR: TWIGGY W2-CC-09
CONTENTS: VINYL
WIDTH: 53/54" WIDE

09770 SPECIALTY WALL SURFACES

ACROVYN
MANUFACTURER: CONSTRUCTION SPECIALTIES
CONTACT: CINDY NOAH, 1-888-895-8955
PRODUCT: CORNER GUARD SSM-20N
COLOUR: 517 TETON WHITE

BN
MANUFACTURER: CONSTRUCTION SPECIALTIES
CONTACT: CINDY NOAH, 1-888-895-8955
PRODUCT: FR-125N
COLOUR: 517 TETON WHITE
NOTE: TO BE INSTALLED DIRECTLY ABOVE CARPET BASE

09910 PAINT


PT1
MANUFACTURER: BENJAMIN MOORE
CODE: OC-34
COLOUR: MARBLE WHITE
FINISH: SATIN LUSTRE ENAMEL
LRV: 82.10%
APPLICATION: TRIM, DOORS, PANELING, MILLWORK WHERE NOTED

PT2
MANUFACTURER: BENJAMIN MOORE
CODE: CC-110
COLOUR: MUSLIN
FINISH: EGGSHELL
LRV: 69%

PT3
MANUFACTURER: BENJAMIN MOORE
CODE: OC-130
COLOUR: CLOUD WHITE
FINISH: FLAT
LRV: 87.10%
APPLICATION: PAINTED DRYWALL CEILINGS/BULKHEADS

PT4
MANUFACTURER: ICI DELUX PAINTS
CODE: 9200 INSPIRATIONS
COLOUR: BLK -P025 YOX-OP54 OXR-OP9
FINISH: EGGSHELL
APPLICATION: RESIDENT SUITES - WALLS

PT5
MANUFACTURER: ICI/COLOUR YOUR WORLD
COLOUR: WHITE/STIPPLE
FINISH: FLAT
APPLICATION: RESIDENT SUITES - CEILINGS



van der king design group inc

374 Logan Ave, Toronto, ON M4M 2N8
info@vanderking.com 416 523 1490

GENERAL NOTES:

- 1. REFER TO ROOM FINISH SCHEDULE.
- 2. REFER TO MILLWORK DETAILS.
- 3. REFER TO FINISH PLANS.
- 4. REFER TO DOOR FINISH SCHEDULE.

2	14-06-09	ISSUED FOR TENDER	AV
1	14-05-07	ISSUED FOR COORDINATION	AV
NO.	DATE	REVISION / ISSUED	DRAWN

NOTES:

- 1. VERIFY ALL DIMENSIONS PRIOR TO CONSTRUCTION.
- 2. DO NOT SCALE DRAWINGS.
- 3. REPORT ALL DISCOVERIES OF ERRORS, OMISSIONS OR DISCREPANCIES TO THE DESIGNER AS APPLICABLE.
- 4. THE DRAWINGS ARE THE PROPERTY OF THE DESIGNER AND/OR ENGINEER AND MUST BE RETURNED ON COMPLETION OF THE PROJECT. ANY UNAUTHORIZED USE IS PROHIBITED.
- 5. USE ONLY THE LATEST REVISED DRAWINGS OR THOSE THAT ARE MARKED ISSUED FOR CONSTRUCTION.
- 6. ALL AREA CALCULATIONS ARE APPROXIMATE.

CLIENT:

Revera Living
55 Standish Court
Mississauga, Ontario

PROJECT:

Leaside Retirement Residence
7th Floor Renovation
10 William Morgan Drive
Toronto, Ontario

DRAWING:

ARCHITECTURAL FINISH SPECIFICATIONS

Date	2014-05-06
Scale	1:100
Project Number	2014-016

ID-500



van der king design group inc

374 Logan Ave, Toronto, ON M4M 2N8
info@vanderking.com 416 523 1490

ROOM		FLOOR	BASE	WALLS		CEILING		
NO.	NAME	MATERIAL	MATERIAL	MATERIAL	FINISH	MATERIAL	FINISH	REMARKS
700A	EXISTING CORRIDOR	RSF2	RB2	GYP. BD.	PT-2	GYP. BD.	PT-3	
700B	EXISTING CORRIDOR	CPT1	CPT1/BN	GYP. BD.	VWC1/PT1	GYP. BD.	PT-3	VWC1 ABOVE HANDRAIL; PT1 BELOW BN ABOVE 4" CARPET BASE
700C	EXISTING CORRIDOR	CPT1	CPT1/BN	GYP. BD.	VWC1/PT1	GYP. BD.	PT-3	VWC1 ABOVE HANDRAIL; PT1 BELOW BN ABOVE 4" CARPET BASE
700D	EXISTING CORRIDOR	CPT1	CPT1/BN	GYP. BD.	VWC1/PT1	GYP. BD.	PT-3	VWC1 ABOVE HANDRAIL; PT1 BELOW BN ABOVE 4" CARPET BASE
702	EXISTING SUITE 702	CP2	BB2	GYP. BD.	PT-4	GYP. BD.	PT-3	TYP. BB-1 + CM-1
702A	NEW BATH	VF1	BB2	GYP. BD.	PT-4	GYP. BD.	PT-3	TYP. BB-1 + CM-1
704	EXISTING SUITE 704	CP2	BB2	GYP. BD.	PT-4	GYP. BD.	PT-3	
707	SERVERY	RSF3	RB1	GYP. BD.	VWC1/CT3	GYP. BD.	PT-3	CT3 BACKSPLASH AS NOTED ON MILLWORK DETAILS
709	DINING ROOM	RSF1	RB1	GYP. BD.	VWC1/PT1/WP	ACT/GYP. BD	PT-3/CM1	VWC1 ABOVE PAINTED (PT1) WOOD APPLIED PANELING
711	EXISTING LOUNGE	CPT1	RB1	GYP. BD.	VWC1/PT1/WP	GYP. BD	PT-3	VWC1 ABOVE PAINTED (PT1) WOOD APPLIED PANELING
713	RECEPTION	CPT1	RB1/MW	GYP. BD.	VWC1	GYP. BD	PT-3	VWC1 ABOVE PAINTED (PT1) WOOD APPLIED PANELING
715	MED ROOM	RSF2	RB2	GYP. BD.	PT2/CT3	GYP. BD	PT-3	CT3 BACKSPLASH AS NOTED ON MILLWORK DETAILS
730	RESIDENT WASHROOM	CT1/CT1A	CT1	GYP. BD.	VWC2/CT2/CT4	GYP. BD.	PT3/CM1	CT1A & CT2 IN SHOWER ONLY REFER TO FINISH PLANS & DETAILS
732	EXISTING SUITE 732	CP2	BB2	GYP. BD.	PT-4	GYP. BD.	PT-3	
732A	NEW SUITE 732 BEDROOM	CP2	BB2	GYP. BD.	PT-4	GYP. BD.	PT-3	TYP. BB-1 + CM-1
732A	NEW CLOSET	CP2	BB2	GYP. BD.	PT-4	GYP. BD.	PT-3	TYP. BB-1 + CM-1
746	STAFF WASHROOM	RSF2	RB2	GWB	VWC3	GWB	PT3	
749	EXISTING LINEN	RSF3	RB2	GWB	PT2	GWB	PT3	
749A	EXISTING LINEN	RSF3	RB2	GWB	PT2	GWB	PT3	
750	EXISTING JANITOR	RSF3	RB2	GWB	PT2	GWB	PT3	
751	EXISTING SOLARIUM	CPT1	CPT1/BN	GYP. BD.	VWC1	GYP. BD.	PT-3	FULL HEIGHT VWC1 ON WALLS WITHOUT HANDRAIL

GENERAL NOTES:

1. REFER TO MILLWORK DETAILS.
2. REFER TO FINISH PLANS.
3. REFER TO DOOR FINISH SCHEDULE.

2	14-06-09	ISSUED FOR TENDER	AV
1	14-05-07	ISSUED FOR COORDINATION	AV
NO.	DATE	REVISION / ISSUED	DRAWN

NOTES:

1. VERIFY ALL DIMENSIONS PRIOR TO CONSTRUCTION.
2. DO NOT SCALE DRAWINGS.
3. REPORT ALL DISCOVERIES OF ERRORS, OMISSIONS OR DISCREPANCIES TO THE DESIGNER AS APPLICABLE.
4. THE DRAWINGS ARE THE PROPERTY OF THE DESIGNER AND/OR ENGINEER AND MUST BE RETURNED ON COMPLETION OF THE PROJECT. ANY UNAUTHORIZED USE IS PROHIBITED.
5. USE ONLY THE LATEST REVISED DRAWINGS OR THOSE THAT ARE MARKED ISSUED FOR CONSTRUCTION.
6. ALL AREA CALCULATIONS ARE APPROXIMATE.

CLIENT:

Revera Living
55 Standish Court
Mississauga, Ontario

PROJECT:

Leaside Retirement Residence
7th Floor Renovation
10 William Morgan Drive
Toronto, Ontario

DRAWING:

ROOM FINISH
SCHEDULE

Date	2014-05-06
Scale	1:100
Project Number	2014-016

ID-501